

DESCRIPTION	COLOURS		
AC CONDUCTORS	PHASES : L1 - L2 - L3 / BLACK NEUTRAL : N / LIGHT BLUE		
DC CONDUCTORS	POSITIVE : L+ / BLUE NEGATIVE : L- / WHITE		
PROTECTIVE CONDUCTOR	GROUND : PE / GREEN-YELLOW		
MULTICONDUCTOR	ACCORDING TO IEC 60304 (LOOK COLOUR LIST)		
TYPE	OUT PLC	DIGITAL INPUT	DIGITAL OUTPUT
CONTROL CIRCUIT SUPPLIED BY A DIRECT CURRENT POWER SUPPLY  ACCORDING TO IEC 60204-1			
	FROM UPS	OTHER	
CONTROL CIRCUIT SUPPLIED BY AN ALTERNATIVE CURRENT POWER SUPPLY  ACCORDING TO IEC 60204-1			
	RELAY'S CONTACT CONNECTED TO TERMINAL FOR AN EXTERNAL SUPPLY  ACCORDING TO IEC 60204-1		

TERMINAL BLOCKS	
LEVEL	TERMINAL WITH 1 LEVEL OR 2 LEVELS
SHORT CUT	12B = TERM. 12, LOW LEVEL / 12H = TERM. 12, HIGH LEVEL
	SPA. = SPARE TERMINALS


ELECTRICAL POLARITIES LIST	
POLARITIES	DESCRIPTION
L000	EMERGENCY STOP POSITIVE POLARITY
L010	PERMANENT POSITIVE POLARITY (L+)
L020	PERMANENT NEGATIVE POLARITY (L-)
L030	DOOR OPENING AUTHORIZATION POLARITY
L040	MANUAL / MAINTENANCE MODE POLARITY
L050	DOOR LOCKED POSITIVE POLARITY

COMPONENT LIST ACCORDING TO IEC 61346-2	
SHORT CUT	LABEL
A	PROGRAMMABLE LOGIC CONTROLLER
B	SENSOR / TRANSDUCER
C	RECORDER, MEMORY
E	LIGHT, HEATING
F	FUSE, CIRCUIT BREAKER
G	GENERATOR, BATTERY
H	REACTOR
K	RELAY, INTEGRATED CIRCUIT
M	MOTOR
P	MEASURE, LED, BUZZER
Q	STARTER, CONTACTOR, ISOLATOR
R	RESISTANCE, DIODE, SELF
S	SWITCH
T	TRANSFORMER/CONVERTER
U	FUSE HOLDER, STAND
W	CABLE, BUS
X	TERMINAL BLOCK
Y	SOLENOIDS

CABLES	
SHORT CUT	DESCRIPTION
WC	CONTROL
WCM	MULTI-ELEMENT
WM	ANALOGIC VALUE SHIELDED
WP	POWER

LOCATION LIST	
SHORT CUT	DESCRIPTION
AUT	RETORT
ARM_P	POWER BOX
ARM_C	CONTROL BOX
ARM_AUX	AUXILIARY BOX
ARM_EV	ELECTRO-DISTRIBUTOR BOX
ARM_SU	S.U. SERVER BOX
ARM_VAR	VFD BOX
BTE_AU	E-STOP BOX
BTE_B	BUTTON BOX
BTE_TC	BOX FOR F0 CALCULATION PROBES WIRING

COLOUR LIST ACCORDING TO IEC 60304		
CONSCIE	COLOUR	RING
WH	WHITE	
BN	BROWN	
GN	GREEN	
YE	YELLOW	
GY	GREY	
PK	PINK	
BU	BLUE	
RD	RED	
BK	BLACK	
VT	PURPLE	
GY / PK	GREY	PINK
RD / BU	RED	BLUE
WH / GN	WHITE	GREEN
BN / GN	BROWN	GREEN
WH / YE	WHITE	YELLOW
YE / BN	YELLOW	BROWN
WH / GY	WHITE	GREY
GY / BN	GREY	BROWN
WH / PK	WHITE	PINK
PK / BN	PINK	BROWN
WH / BU	WHITE	BLUE
BN / BU	BROWN	BLUE
WH / RD	WHITE	RED
BN / RD	BROWN	RED
WH / BK	WHITE	BLACK
BN / BK	BROWN	BLACK
GY / GN	GREY	GREEN
YE / GY	YELLOW	GREY
PK / GN	PINK	GREEN
YE / PK	YELLOW	PINK
GN / BU	GREEN	BLUE
YE / BU	YELLOW	BLUE
GN / RD	GREEN	RED
YE / RD	YELLOW	RED
GN / BK	GREEN	BLACK
YE / BK	YELLOW	BLACK
GY/BU	GREY	BLUE
PK/BU	PINK	BLUE
GY/RD	GREY	RED



# LAGARDE AUTOCLAVES

285 impasse Nicolas Appert, Z.I. Montchamp  
26780 MALATAVERNE - FRANCE

+ 33 (0)4 75 90 58 72

service@lagarde-autoclaves.com

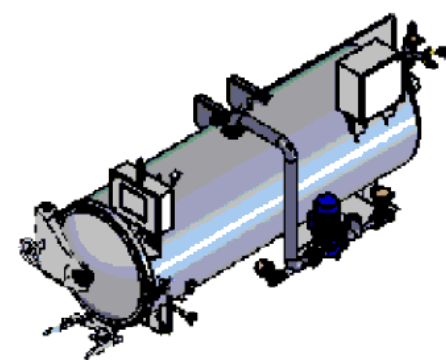
CUSTOMER :

## VEETEE FOODS LIMITED

Veetee House Sir Thomas Longey Road, Medway City Estate  
ROCHESTER KENT ME2 4DU - UNITED KINGDOM

PHONE : +44 1.634.710.258

ENGLISH



PRESSURE VESSEL Nb :

# RA421 TO RA423

## Cover page

TOTAL POWER : 35.6 kW

DIAGRAM BASE : 5302A1\_GB

## ELECTRICAL DIAGRAM Nb : 5305A

CREATION DATE : 30/08/2017

VERSION : 2

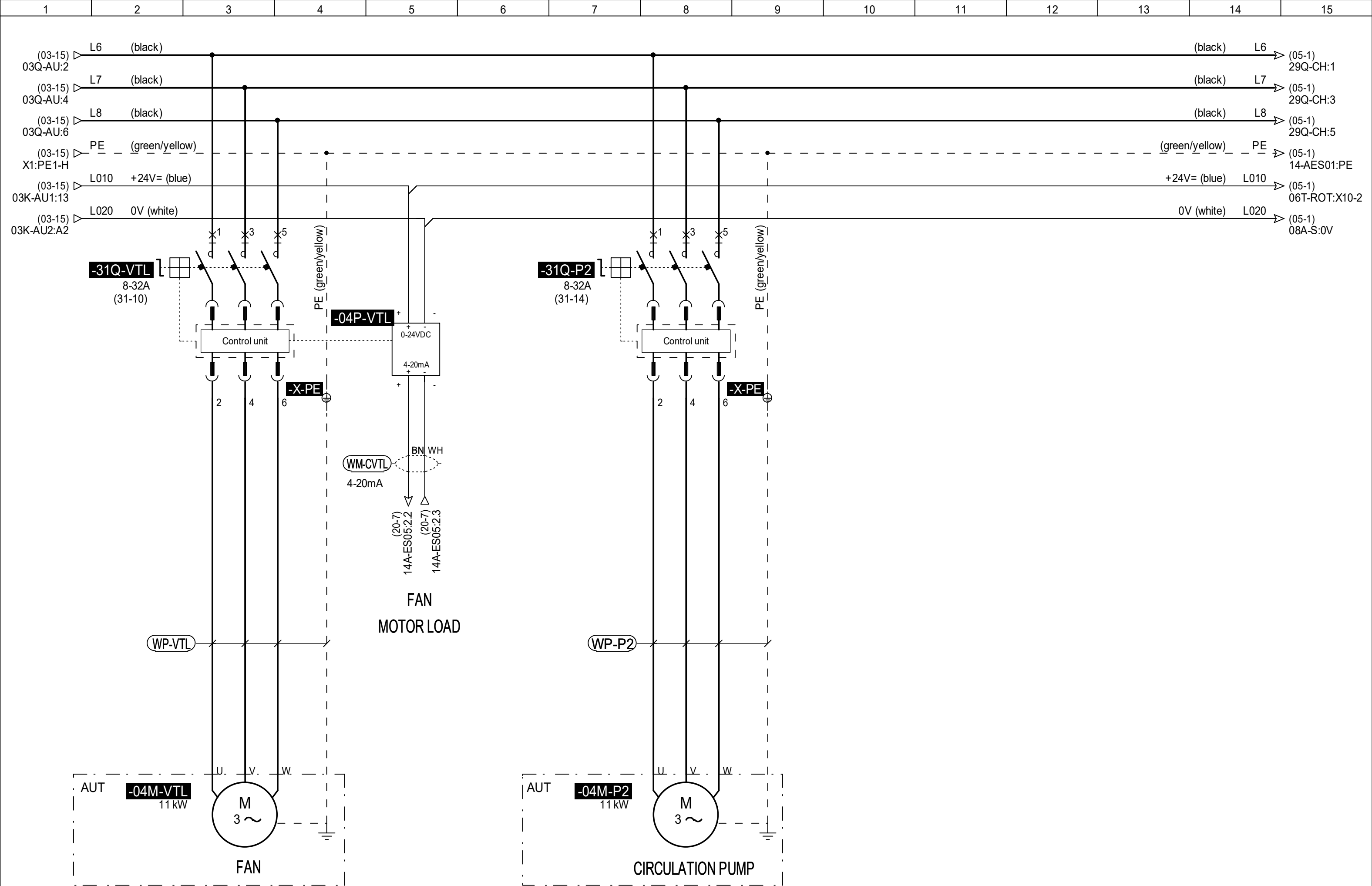
LANGUAGE CODE : GB

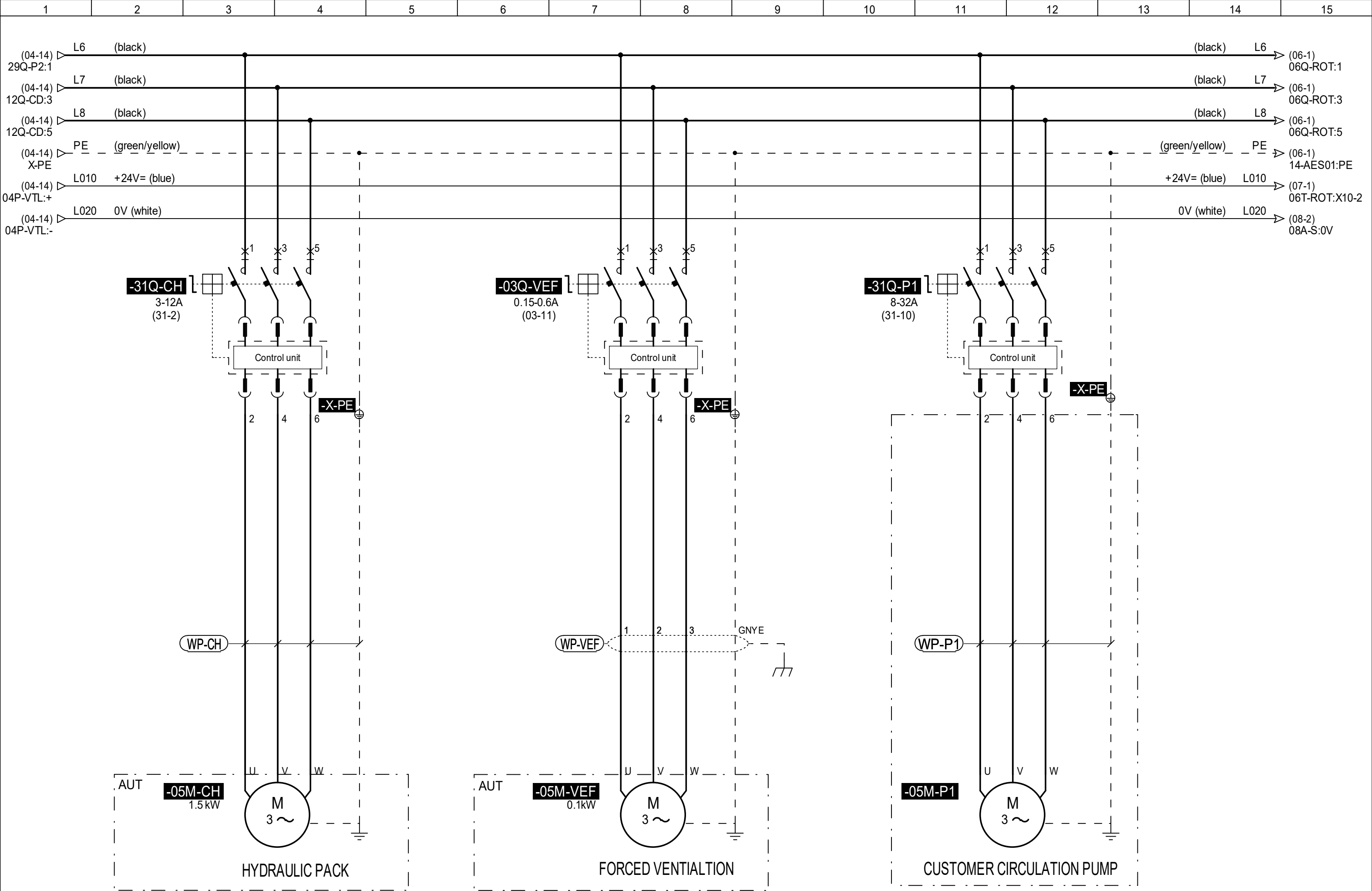
2	UPDATE FOLLOWING WIRING AND TRIALS	14/12/2017	C. CHAZEL	C. CHABAL	N. PIZZO
1	ORIGINAL WITHOUT SERVER SU	30/08/2017	C. CHAZEL	B. HEBERT	N. PIZZO
VERSION	MODIFICATION	DATE	DRAWN	CHECKED	APPROVED

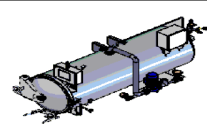
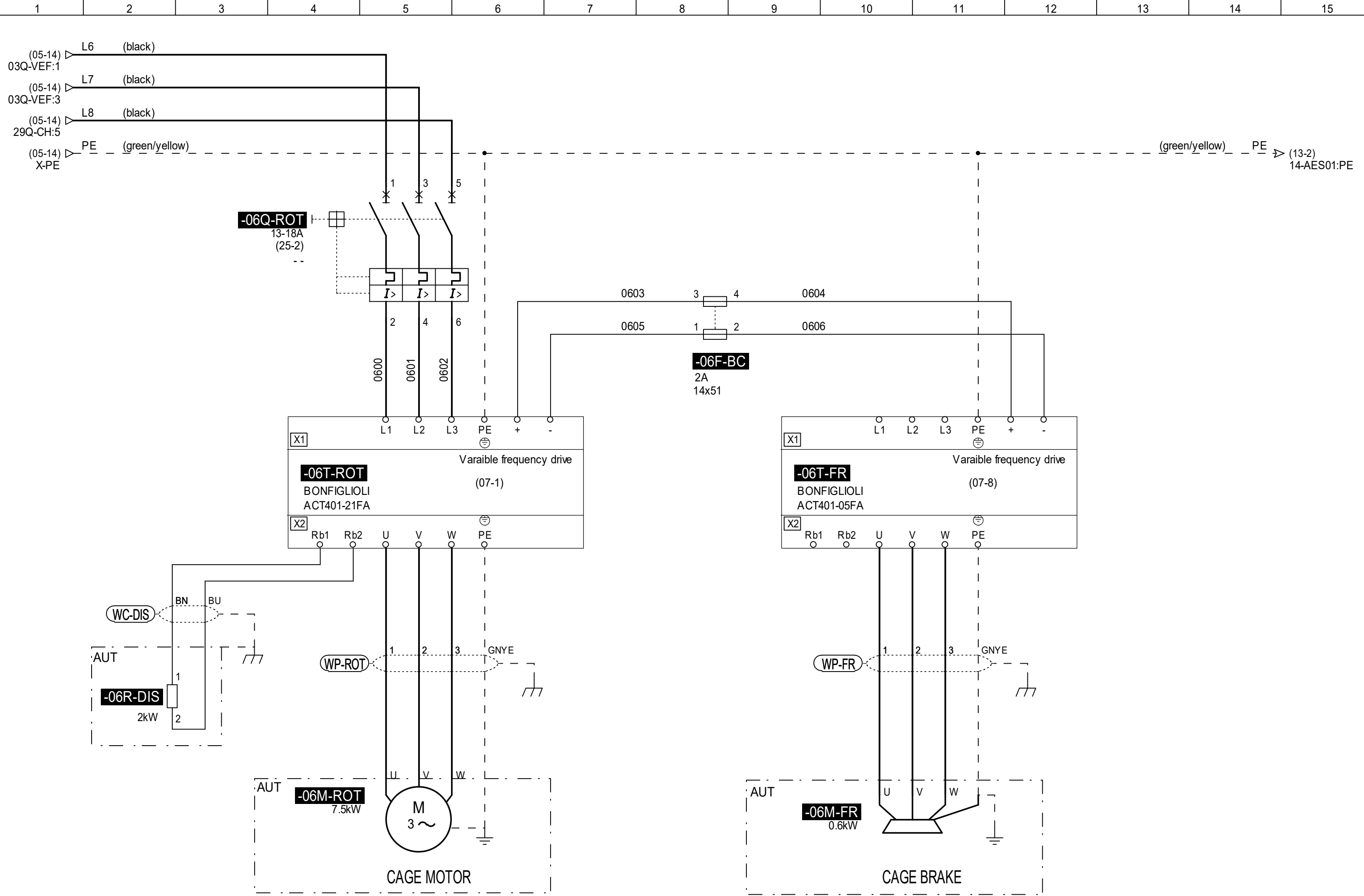
1	2	3	4	5	6	7	8	9	10	11	12	13	14	15
SHEET	DESIGNATION		LOCATION											
00	Cover page													
01	List of the sheets													
02	Power supply (1/2)		POWER BOX											
03	Power supply (2/2)		POWER BOX											
04	Motors (1/4)		POWER BOX											
05	Motors (2/4)		POWER BOX											
06	Motors (3/4)		POWER BOX											
07	Motors (4/4)		POWER BOX											
08	Safety relay (1/4)		POWER BOX											
09	Safety relay (2/4)		POWER BOX											
10	Safety relay (3/4)		POWER BOX											
11	Safety relay (4/4)		POWER BOX											
12	Control relays		POWER BOX											
13	Levels		POWER BOX											
14	I/O bloc assembly (1/4)		POWER BOX											
15	I/O bloc assembly (2/4)		POWER BOX											
16	I/O bloc assembly (3/4)		POWER BOX											
17	I/O bloc assembly (4/4)		POWER BOX											
18	Digital Outputs - Module Nb2		POWER BOX											
19	Digital Inputs - Modules Nb3 & Nb4		POWER BOX											
20	Analog Inputs - Modules Nb5 & Nb6		POWER BOX											
21	Analog Inputs - Module Nb7		POWER BOX											
22	Analog Inputs - Modules Nb8 & Nb9		POWER BOX											
23	Analog Outputs - Module Nb10		POWER BOX											
24	Digital Inputs - Modules Nb11-1 & Nb11-2		POWER BOX											
25	Digital Inputs - Modules Nb11-3 & Nb11-4		POWER BOX											
26	Digital Inputs - Modules Nb12-1 & Nb12-2		POWER BOX											
27	Digital Inputs - Modules Nb12-3 & Nb12-4		POWER BOX											
28	Digital Inputs - Module Nb13		POWER BOX											
29	Digital Inputs - Modules Nb14 & Nb15		POWER BOX											
30	Shuttle communication relays		POWER BOX											
31	Digital Outputs - Modules Nb21 & Nb24		POWER BOX											
32	Reserve		POWER BOX											
SHEET	DESIGNATION		LOCATION											
33	Operator panel (1/2)		CONTROL BOX											
34	Operator panel (2/2)		CONTROL BOX											
35	Reserve		POWER BOX											
36	Boxes localization		AUTOCLAVE											
37	Electrodistributor pneumatic diagram (1/3) - Module Nb16		POWER BOX											
38	Electrodistributor pneumatic diagram (2/3) - Modules Nb18 &		POWER BOX											
39	Electrodistributor pneumatic diagram (1/3) - Module Nb23		POWER BOX											
40	Reserve		POWER BOX											
41	Terminal block X1		POWER BOX											
42	Terminal block X1D		CONTROL BOX											
43	Terminal block X2		POWER BOX											
44	Terminal block X6		POWER BOX											
45	Terminal block X-TC		F0 BOX											
46	Parts list (1/4)													
47	Parts list (2/4)													
48	Parts list (3/4)													
49	Parts list (4/4)													











DRAWN BY : C. CHAZEL  
CHECKED : C. CHABAL  
APPROVED BY : N. PIZZO

Location :  
Title:  
Customer:

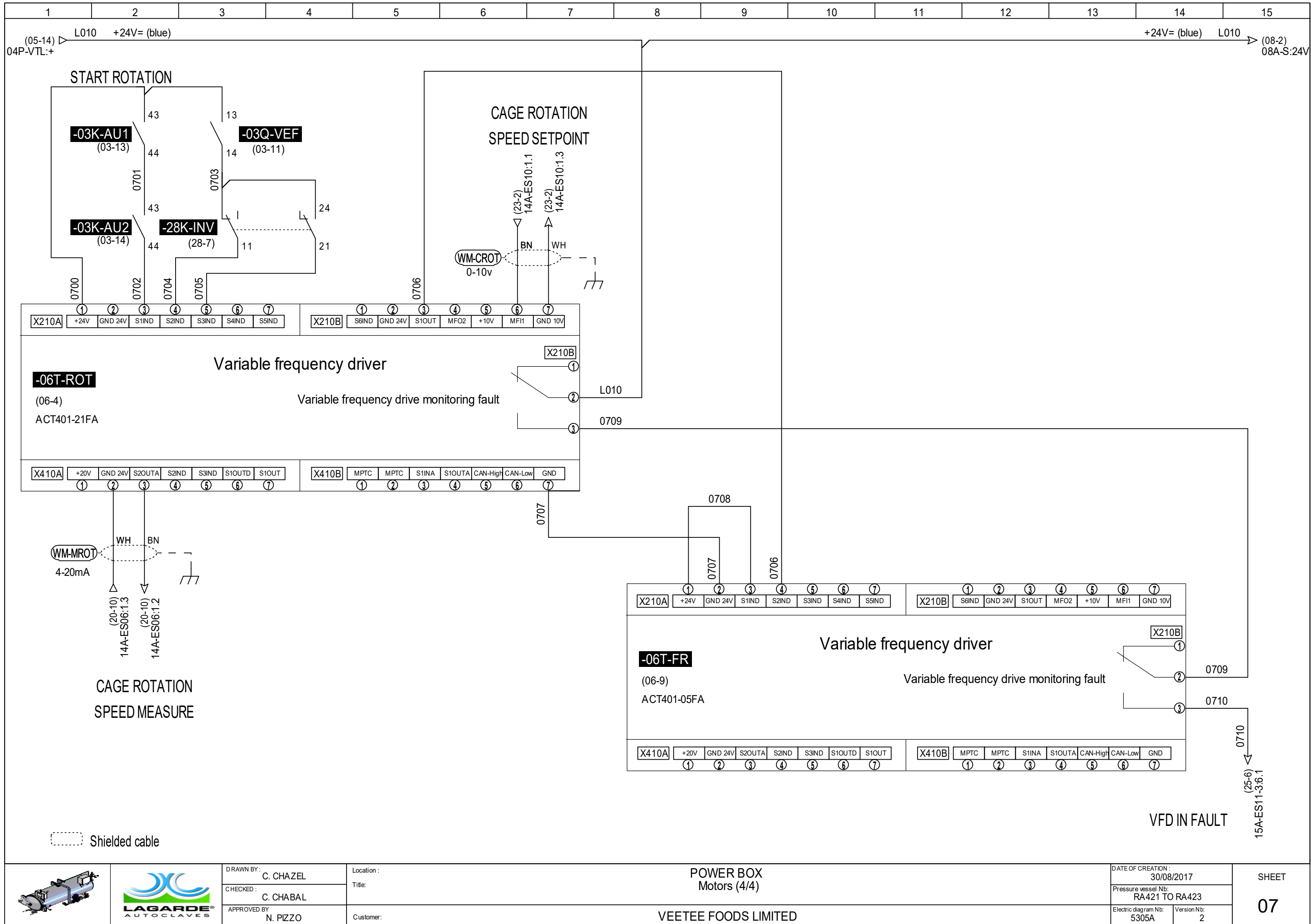
POWER BOX  
Motors (3/4)

VEETEE FOODS LIMITED

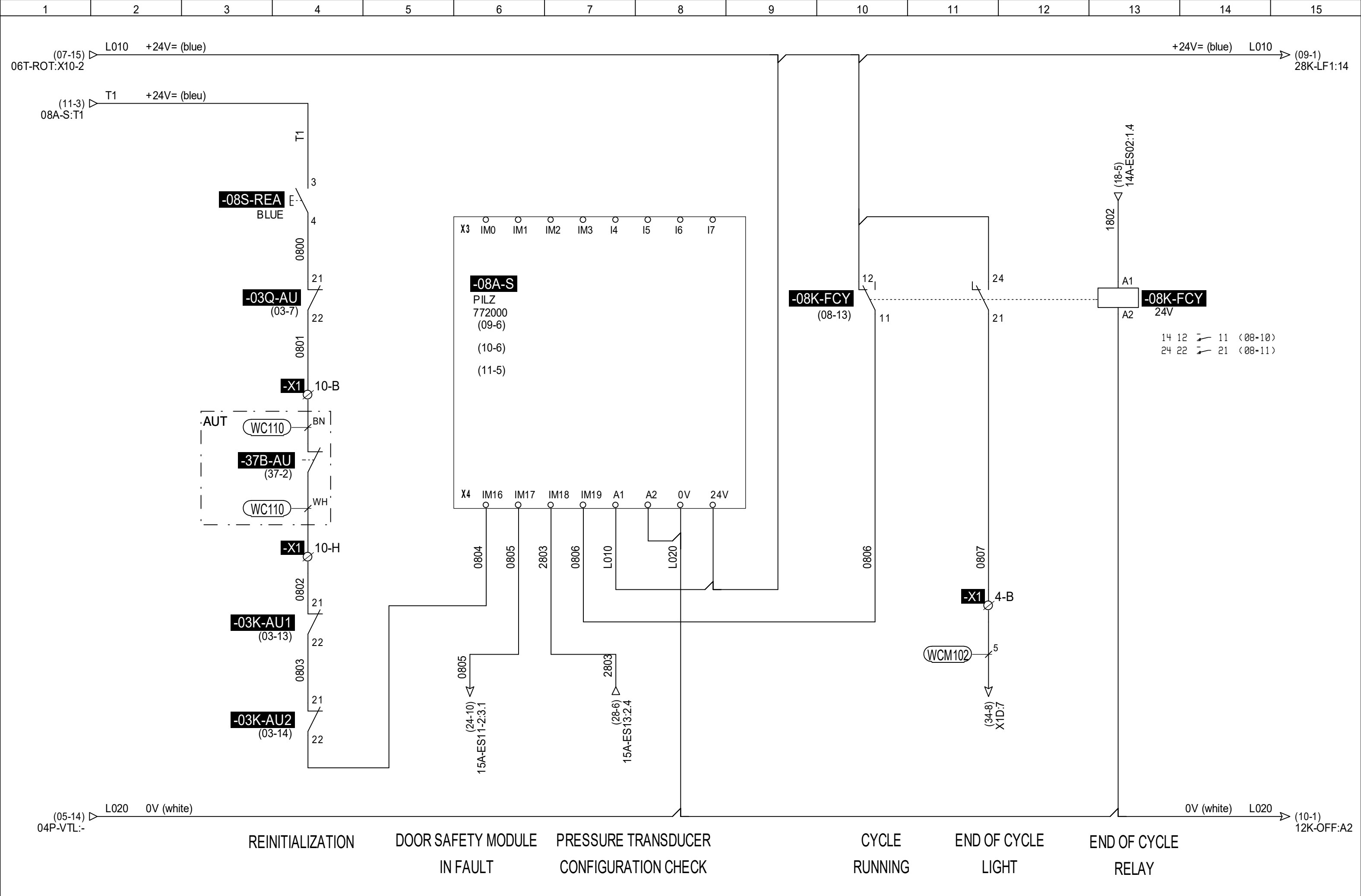
DATE OF CREATION : 30/08/2017  
Pressure vessel Nb: RA421 TO RA423  
Electric diagram Nb: 5305A  
Version Nb: 2

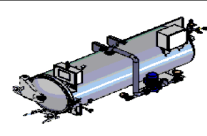
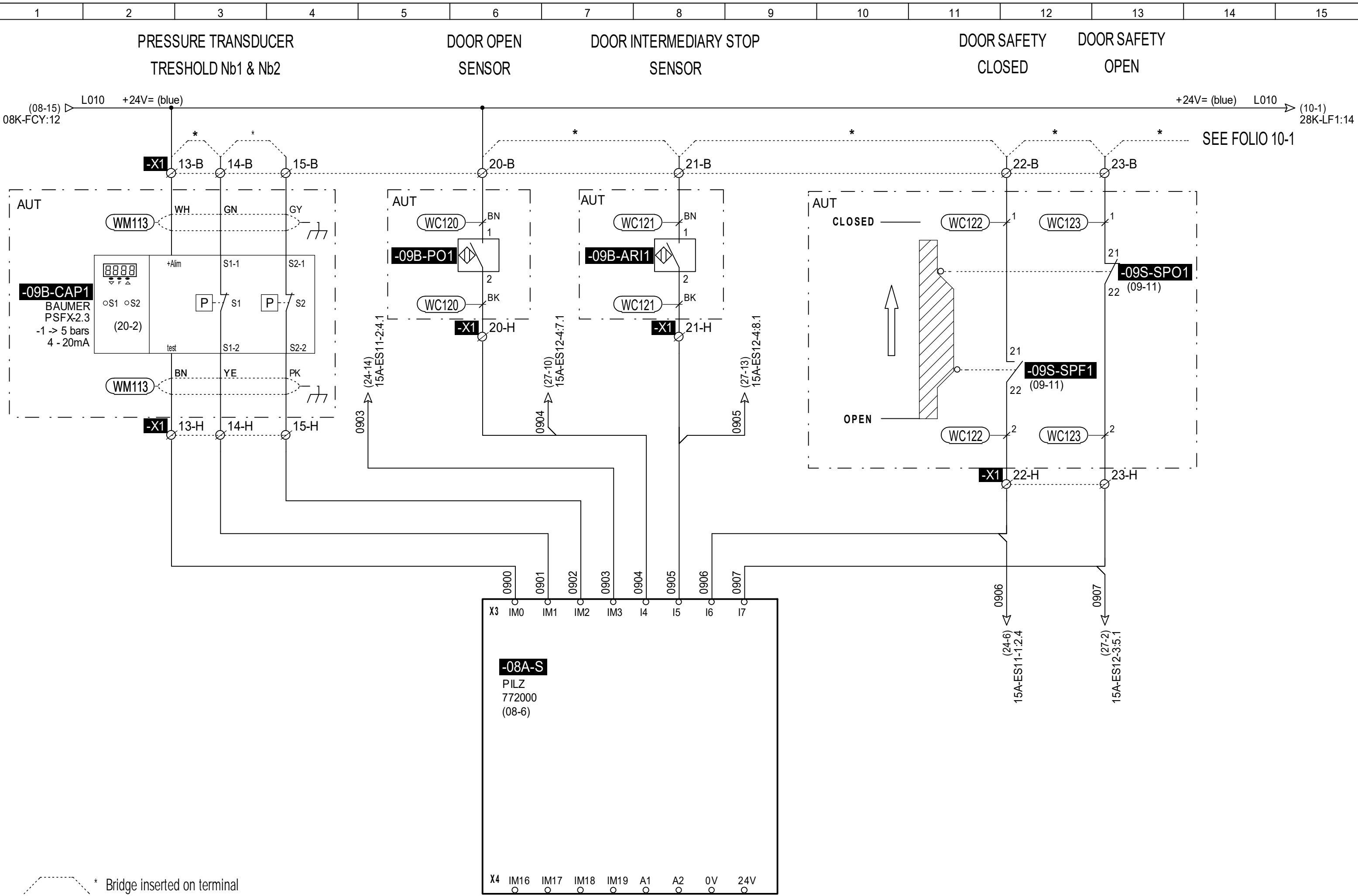
SHEET  
06











DRAWN BY : C. CHAZEL  
CHECKED : C. CHABAL  
APPROVED BY : N. PIZZO

Location :  
Title:  
Customer:

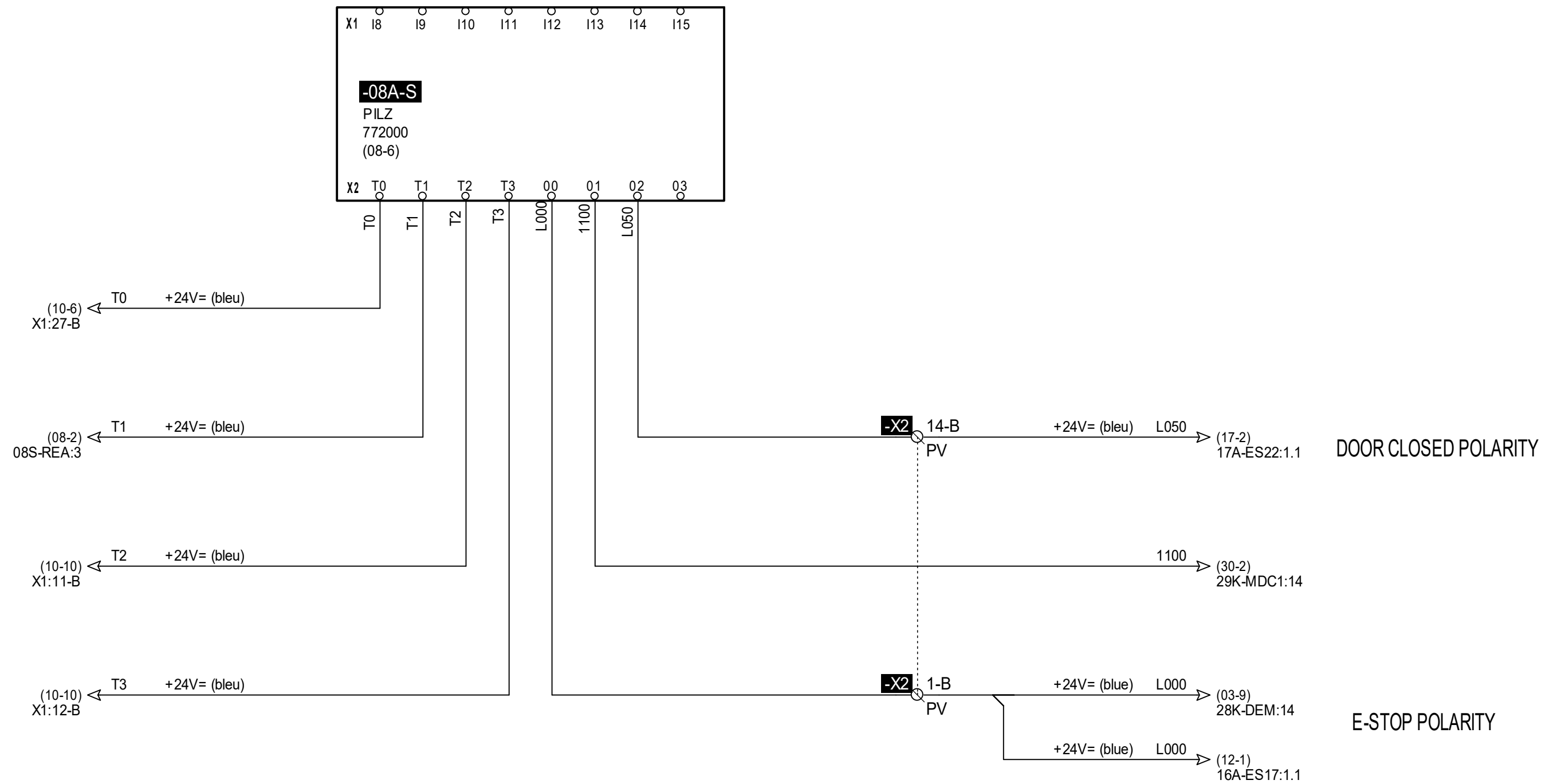
POWER BOX  
Safety relay (2/4)

VEETEE FOODS LIMITED

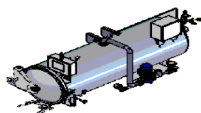
DATE OF CREATION : 30/08/2017  
Pressure vessel Nb: RA421 TO RA423  
Electric diagram Nb: 5305A  
Version Nb: 2

SHEET  
09





PV: Terminal with connection of potential between low and high level



DRAWN BY:	C. CHAZEL
CHECKED :	C. CHABAL
APPROVED BY	N. PIZZO

Location :
Title:
Customer:

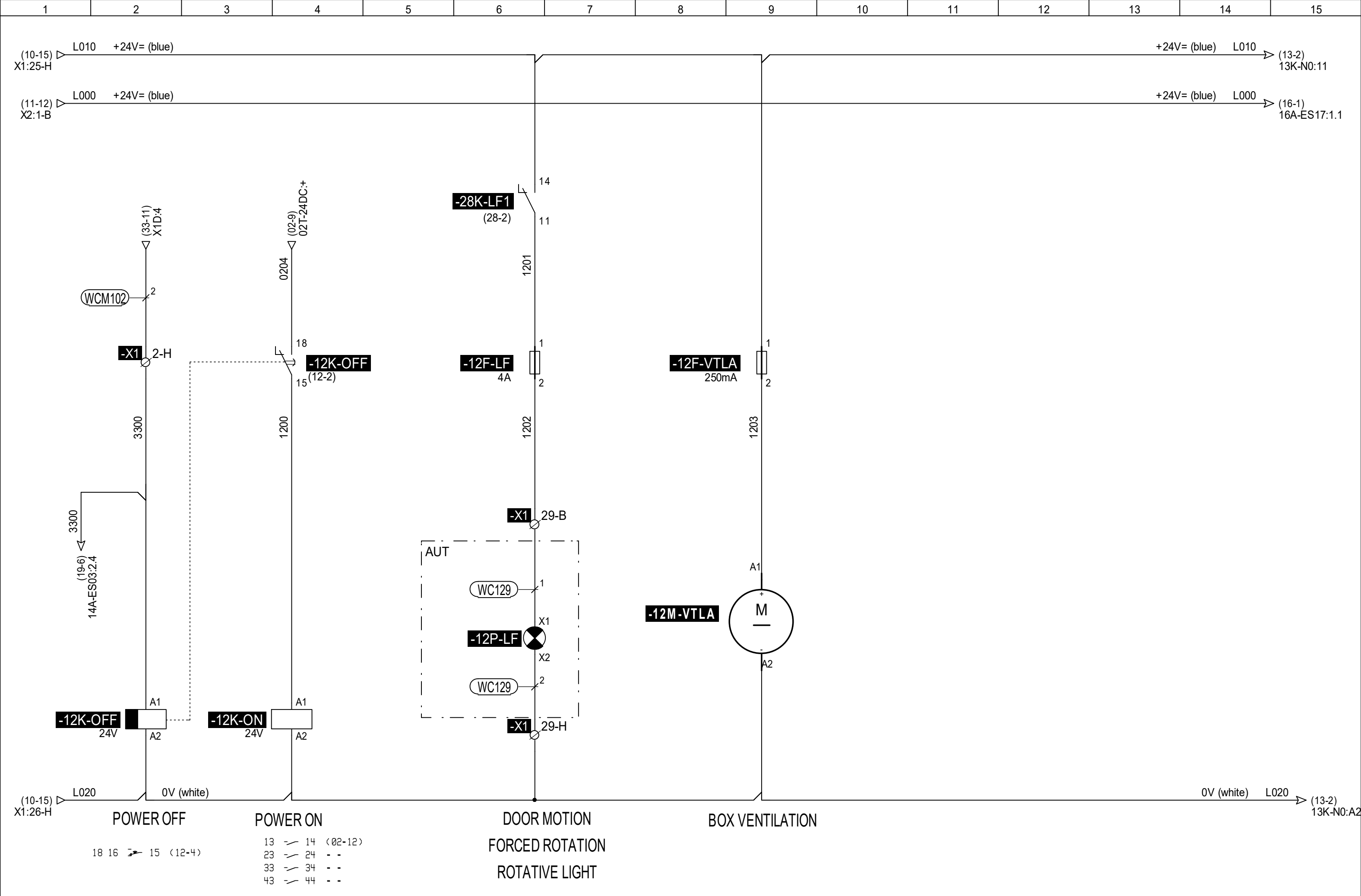
POWER BOX  
Safety relay (4/4)

VEETEE FOODS LIMITED

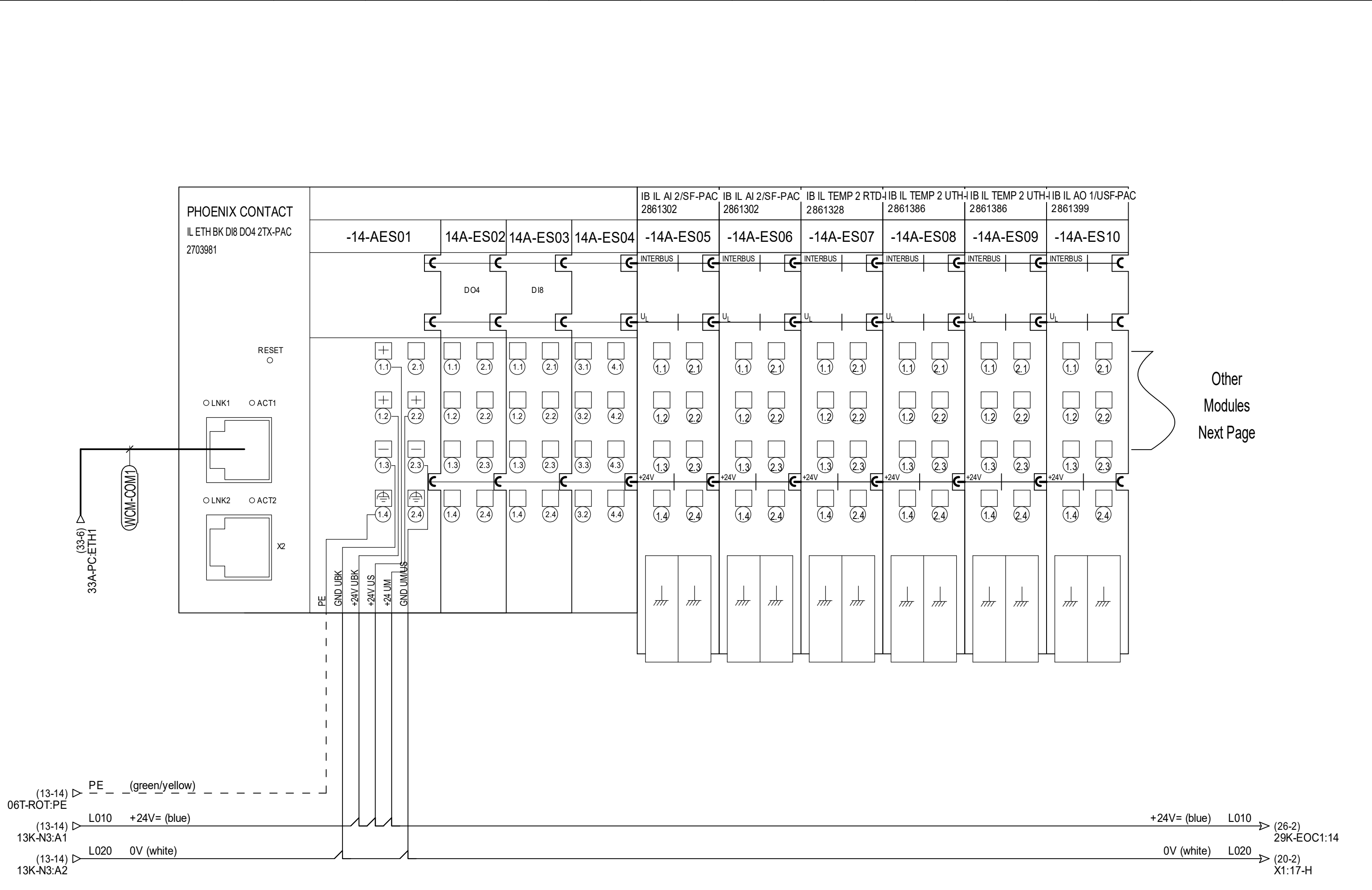
DATE OF CREATION :		30/08/2017
Pressure vessel Nb: RA421 TO RA423		
Electric diagram Nb:	5305A	Version Nb: 2

SHEET

11







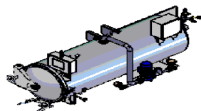
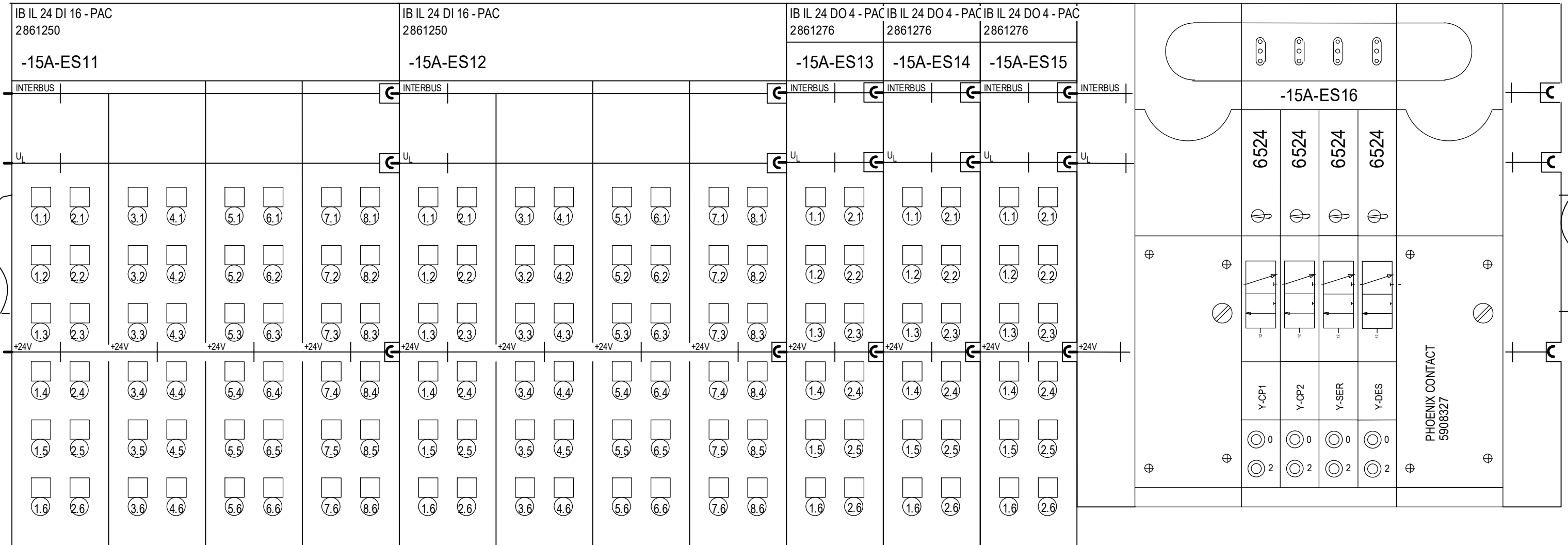


## Other Modules

[Previous Page](#)

## Other Modules

Next Page



DRAWN BY :	C. CHAZEL
CHECKED :	C. CHABAL
APPROVED BY	N. PIZZO

Location :
Title:
Customer:

POWER BOX  
I/O bloc assembly (2/4)

VEETEE FOODS LIMITED

DATE OF CREATION :		30/08/2017	
Pressure vessel Nb:		RA421 TO RA423	
Electric diagram Nb:	5305A	Version Nb:	2

SHEET

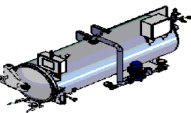
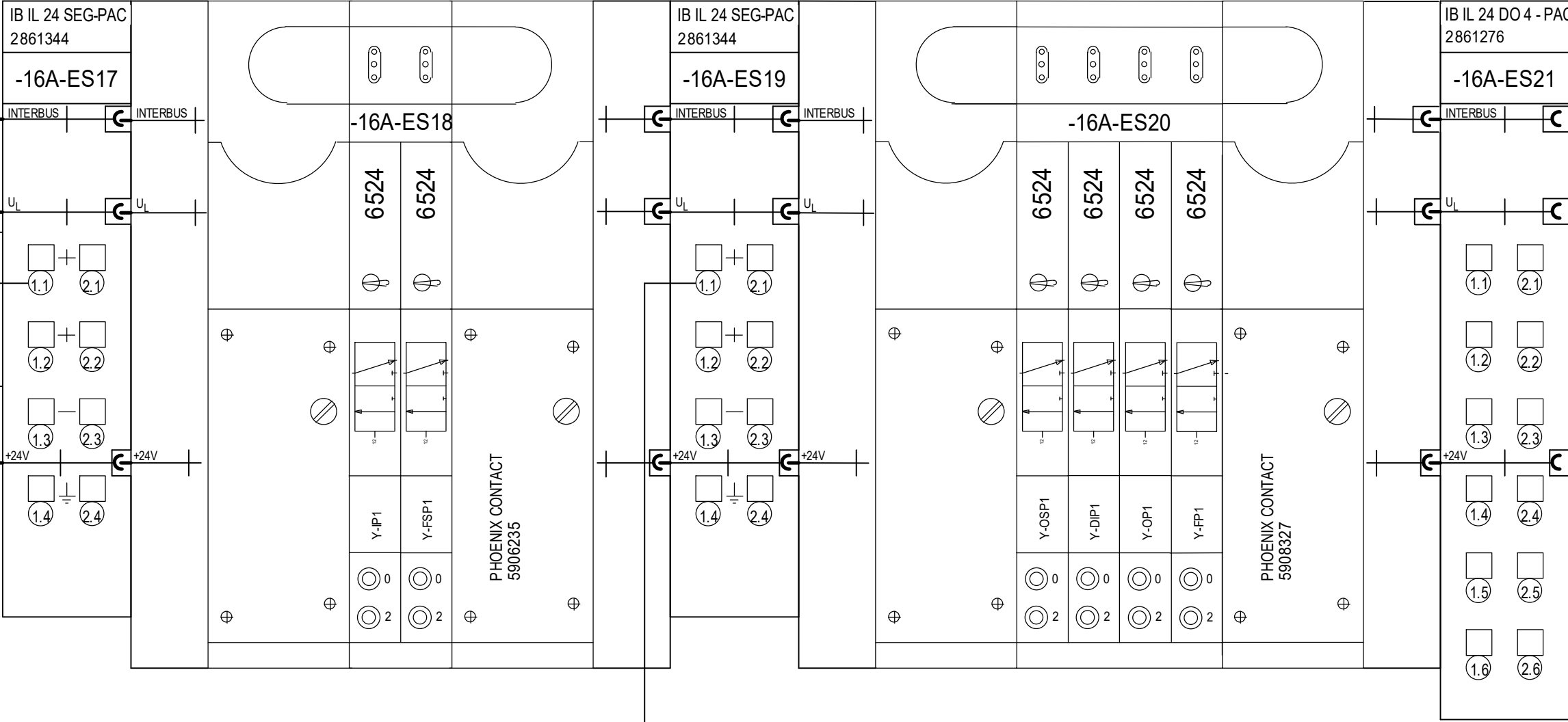
15

Other  
Modules  
Previus Page

Other  
Modules  
Next Page

(12-14) L000 +24V= (blue)  
X2:1-B

(30-7) L030 +24V= (bleu)  
X2:13-B



DRAWN BY :  
C. CHAZEL  
CHECKED :  
C. CHABAL  
APPROVED BY  
N. PIZZO

Location :  
Title:  
Customer:

POWER BOX  
I/O bloc assembly (3/4)

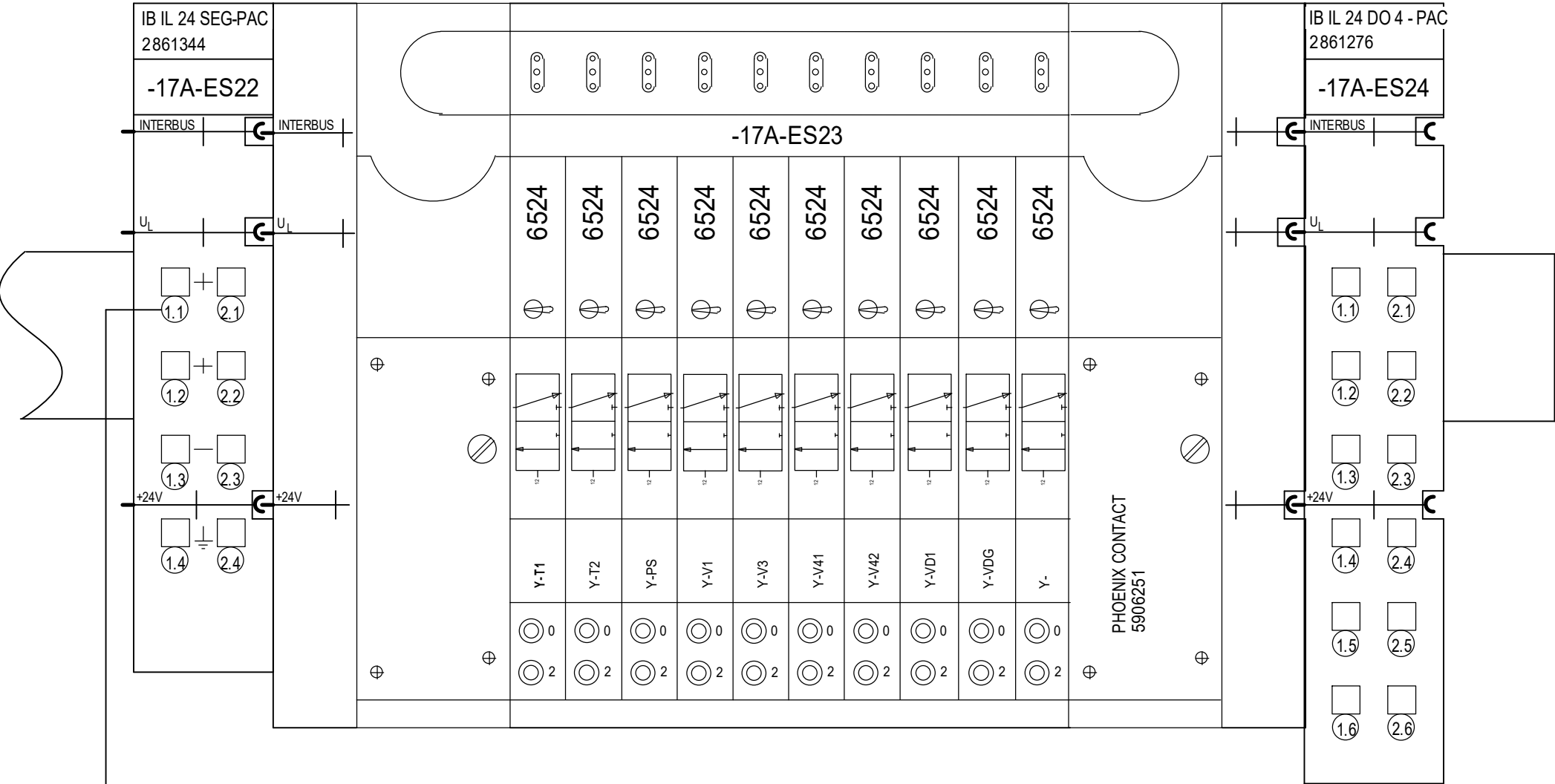
VEETEE FOODS LIMITED

DATE OF CREATION :  
30/08/2017  
Pressure vessel Nb:  
RA421 TO RA423  
Electric diagram Nb:  
5305A  
Version Nb:  
2

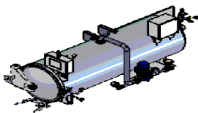
SHEET

16

Other  
Modules  
Previous Page



(11-12) X2:14-B L050 +24V= (bleu)



DRAWN BY :  
C. CHAZEL  
CHECKED :  
C. CHABAL  
APPROVED BY  
N. PIZZO

Location :  
Title:  
Customer:

POWER BOX  
I/O bloc assembly (4/4)

VEETEE FOODS LIMITED

DATE OF CREATION :  
30/08/2017  
Pressure vessel Nb:  
RA421 TO RA423  
Electric diagram Nb:  
5305A  
Version Nb:  
2

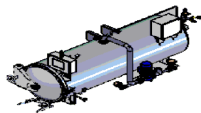
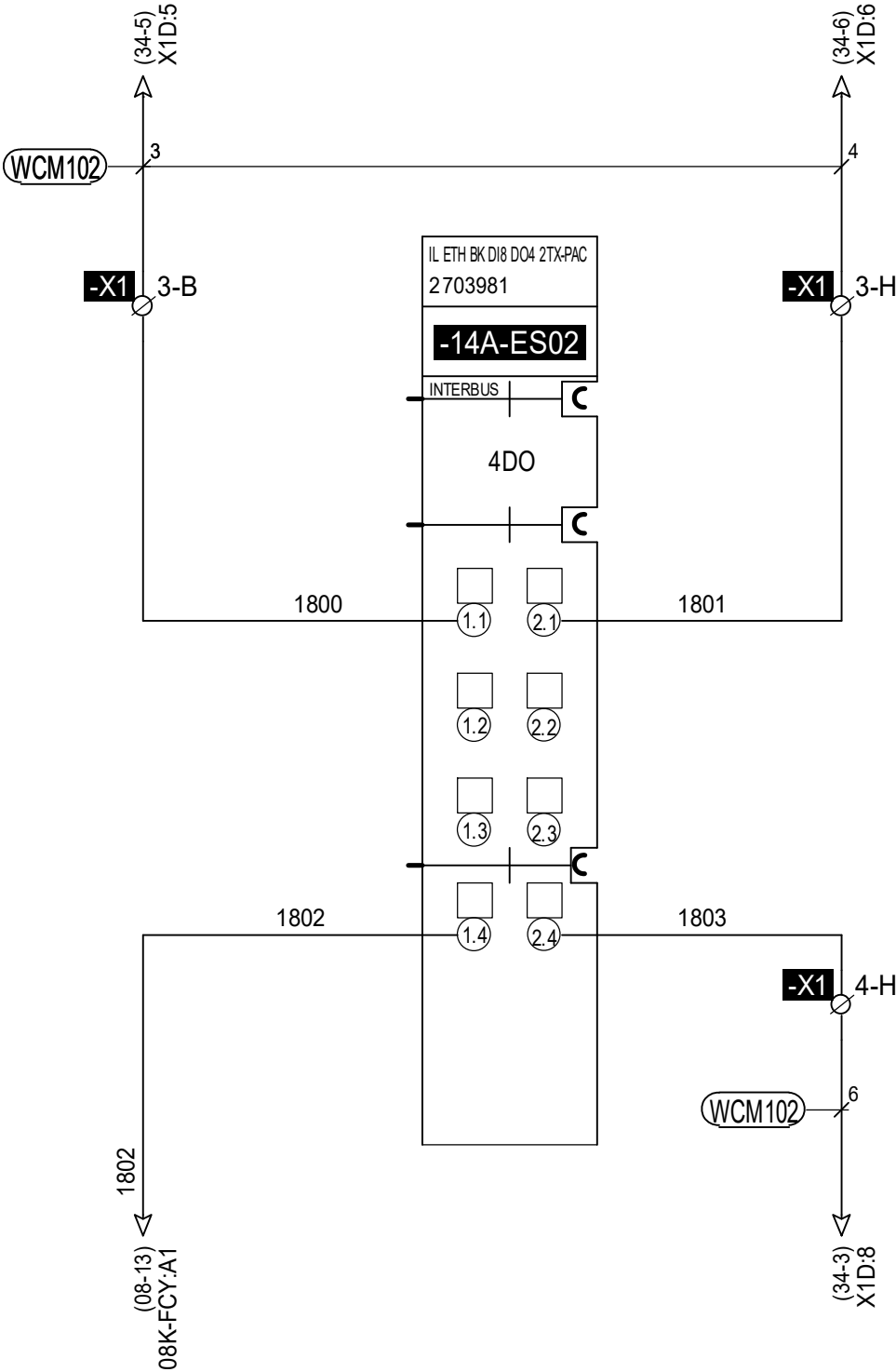
SHEET

17

INICATOR BANK

BUZZER ALARM  
(S\_BUZ)

RED LIGHT ALARM  
(S\_AL)

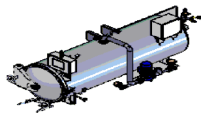
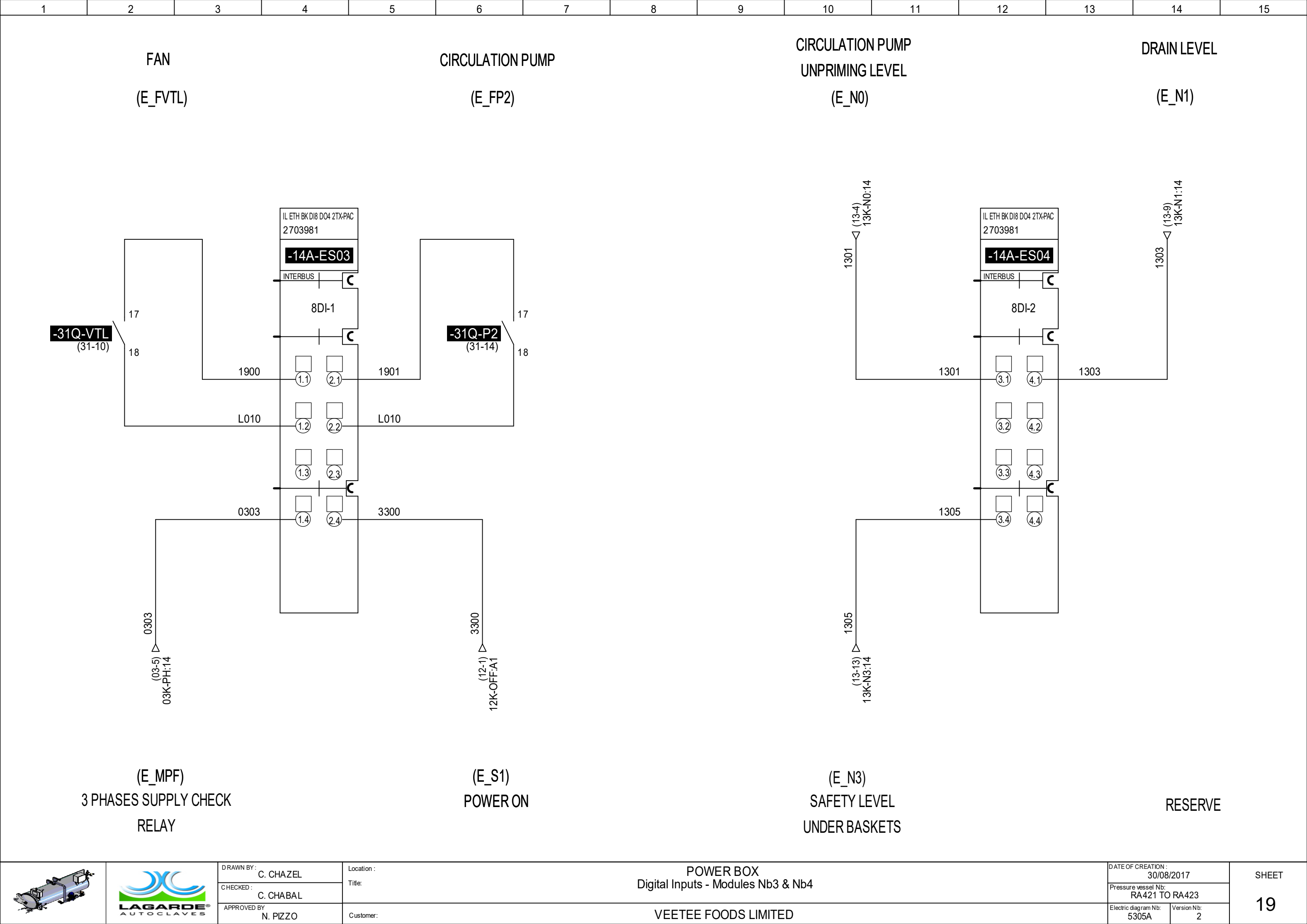


DRAWN BY :  
C. CHAZEL  
CHECKED :  
C. CHABAL  
APPROVED BY  
N. PIZZO

Location :  
Title:  
Customer:

POWER BOX  
Digital Outputs - Module Nb2  
VEETEE FOODS LIMITED

DATE OF CREATION :  
30/08/2017  
Pressure vessel Nb:  
RA421 TO RA423  
Electric diagram Nb:  
5305A  
Version Nb:  
2



DRAWN BY :  
C. CHAZEL

CHECKED :  
C. CHABAL

APPROVED BY  
N. PIZZO

Location :

Title:

Customer:

POWER BOX  
Digital Inputs - Modules Nb3 & Nb4

VEETEE FOODS LIMITED

DATE OF CREATION :  
30/08/2017

Pressure vessel Nb:  
RA421 TO RA423

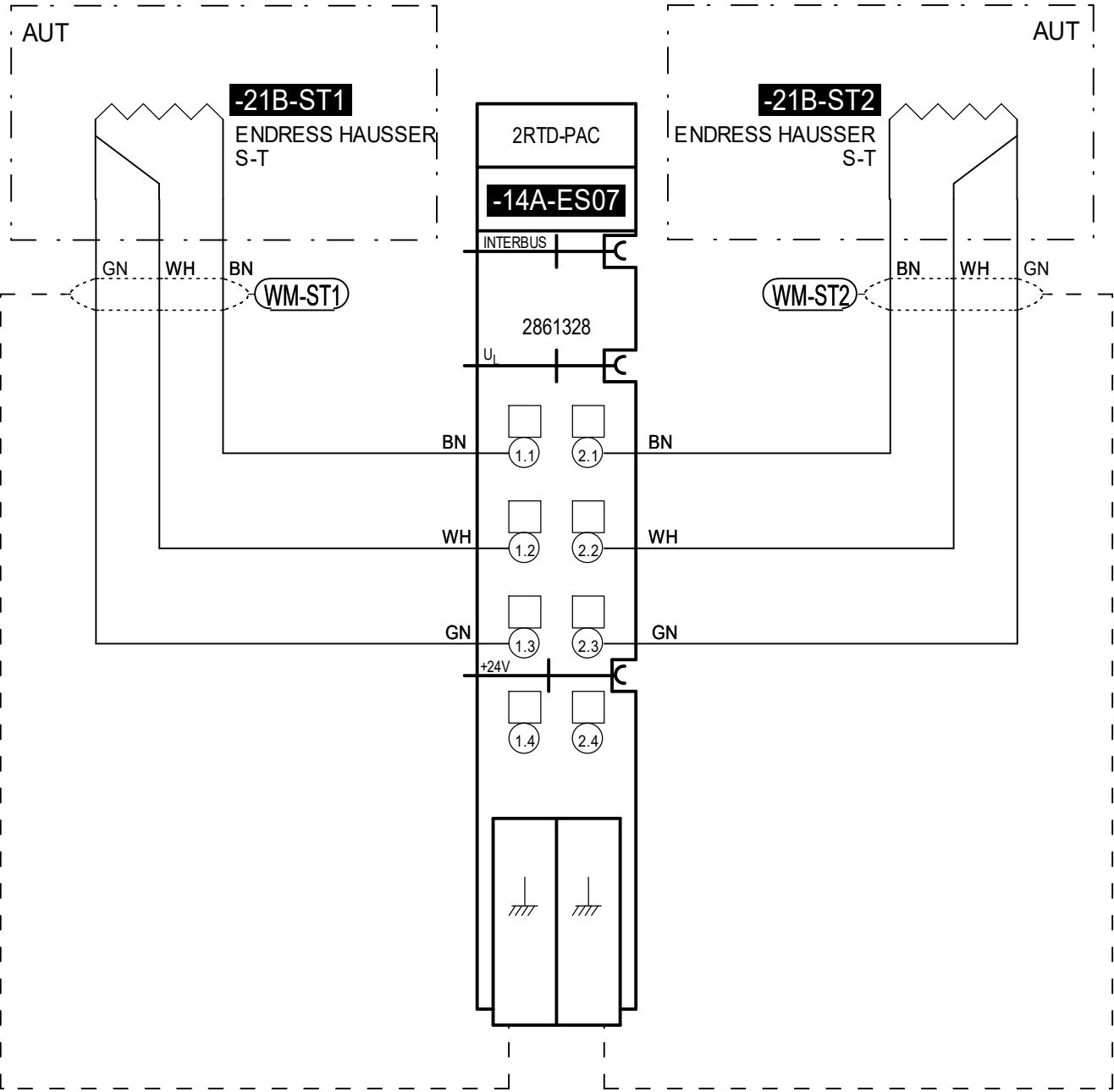
Electric diagram Nb:  
5305A

Version Nb:  
2

SHEET

19

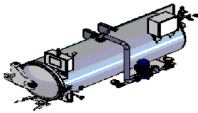




(E\_ST1)  
TEMPERATURE PROBE 1  
(RTD)

(E\_ST2)  
TEMPERATURE PROBE 1  
(RTD)

 Shielded cable



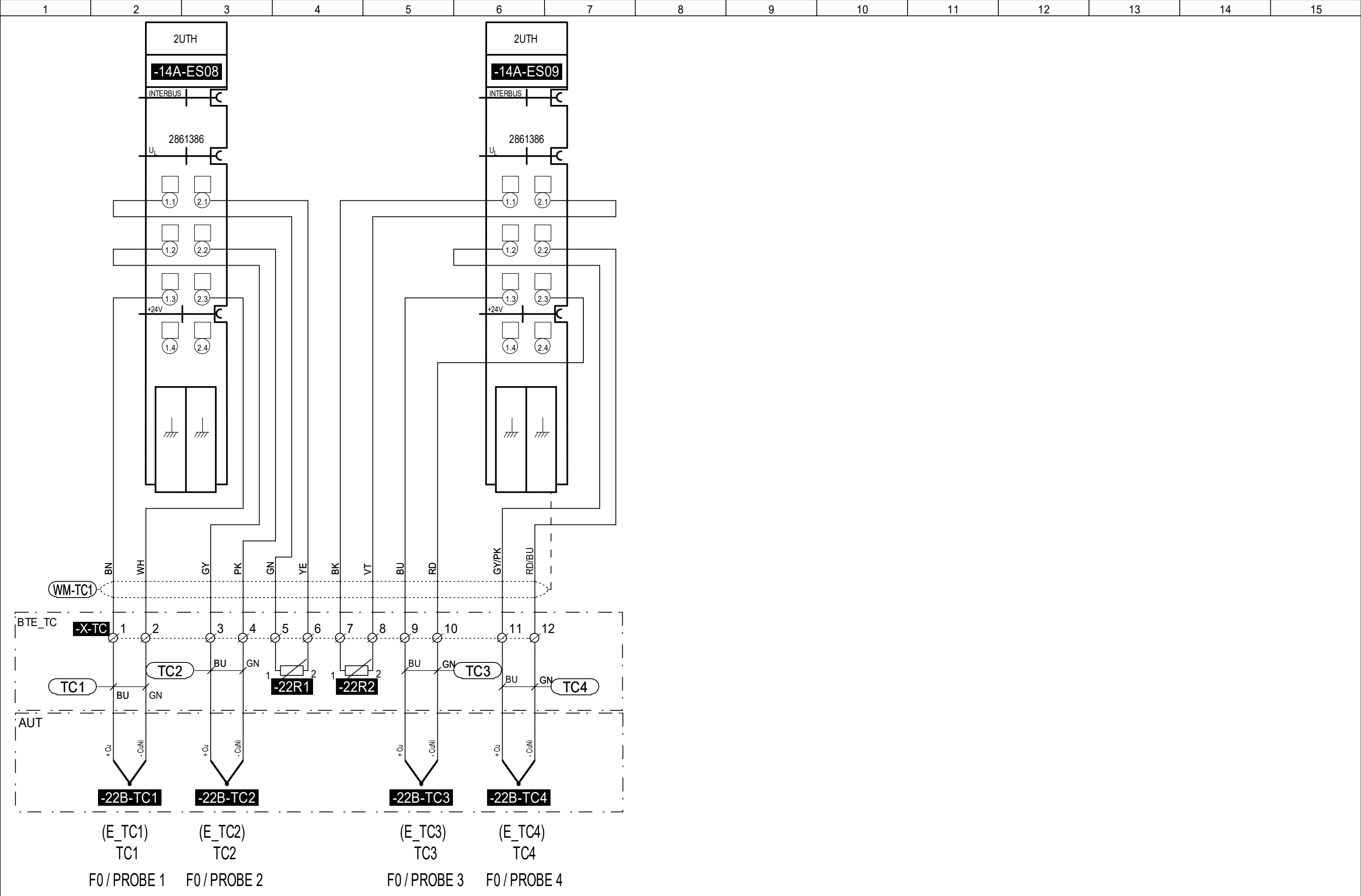
DRAWN BY :  
C. CHAZEL  
CHECKED :  
C. CHABAL  
APPROVED BY  
N. PIZZO

Location :  
Title:  
Customer:

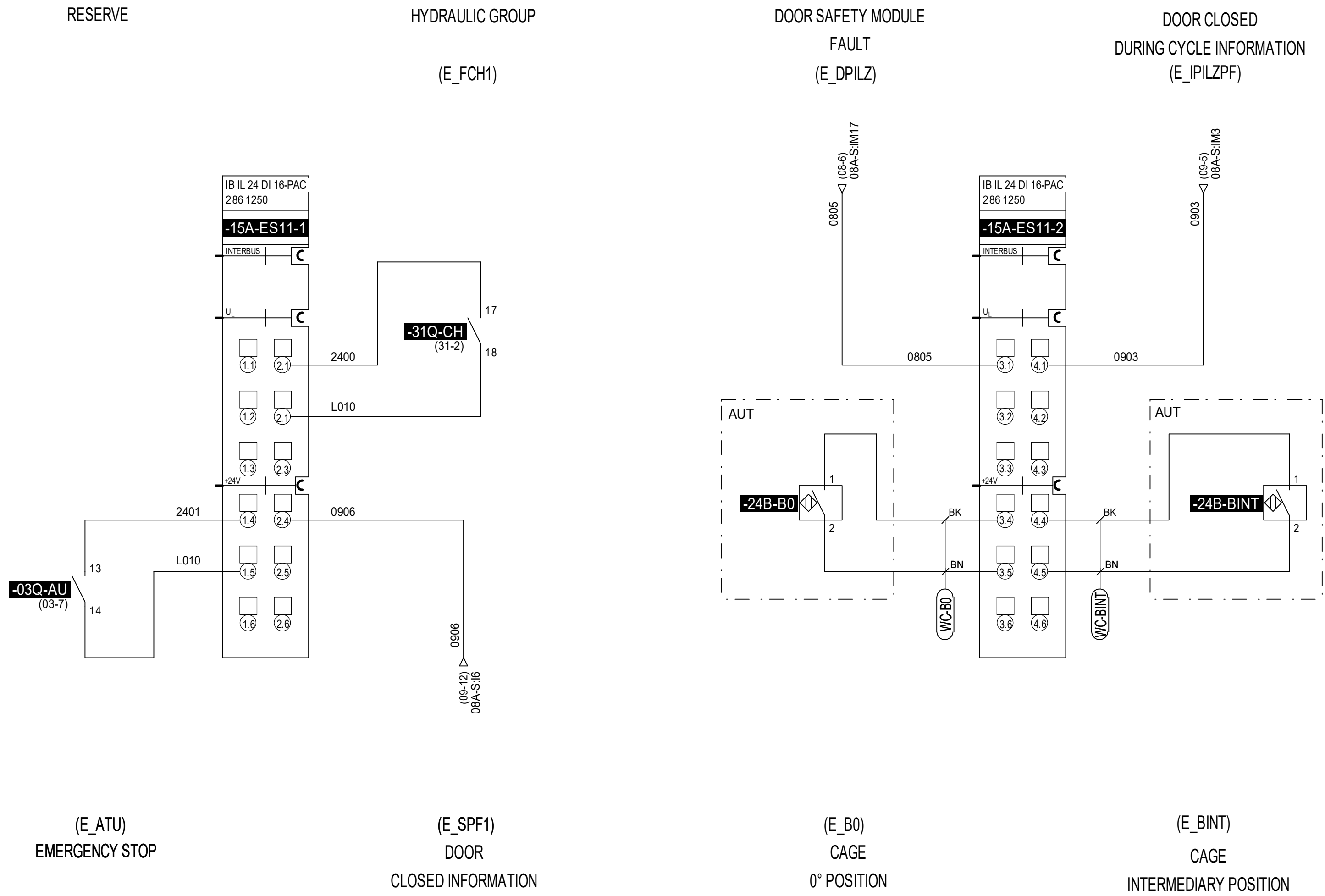
POWER BOX  
Analog Inputs - Module Nb7  
VEETEE FOODS LIMITED

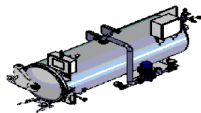
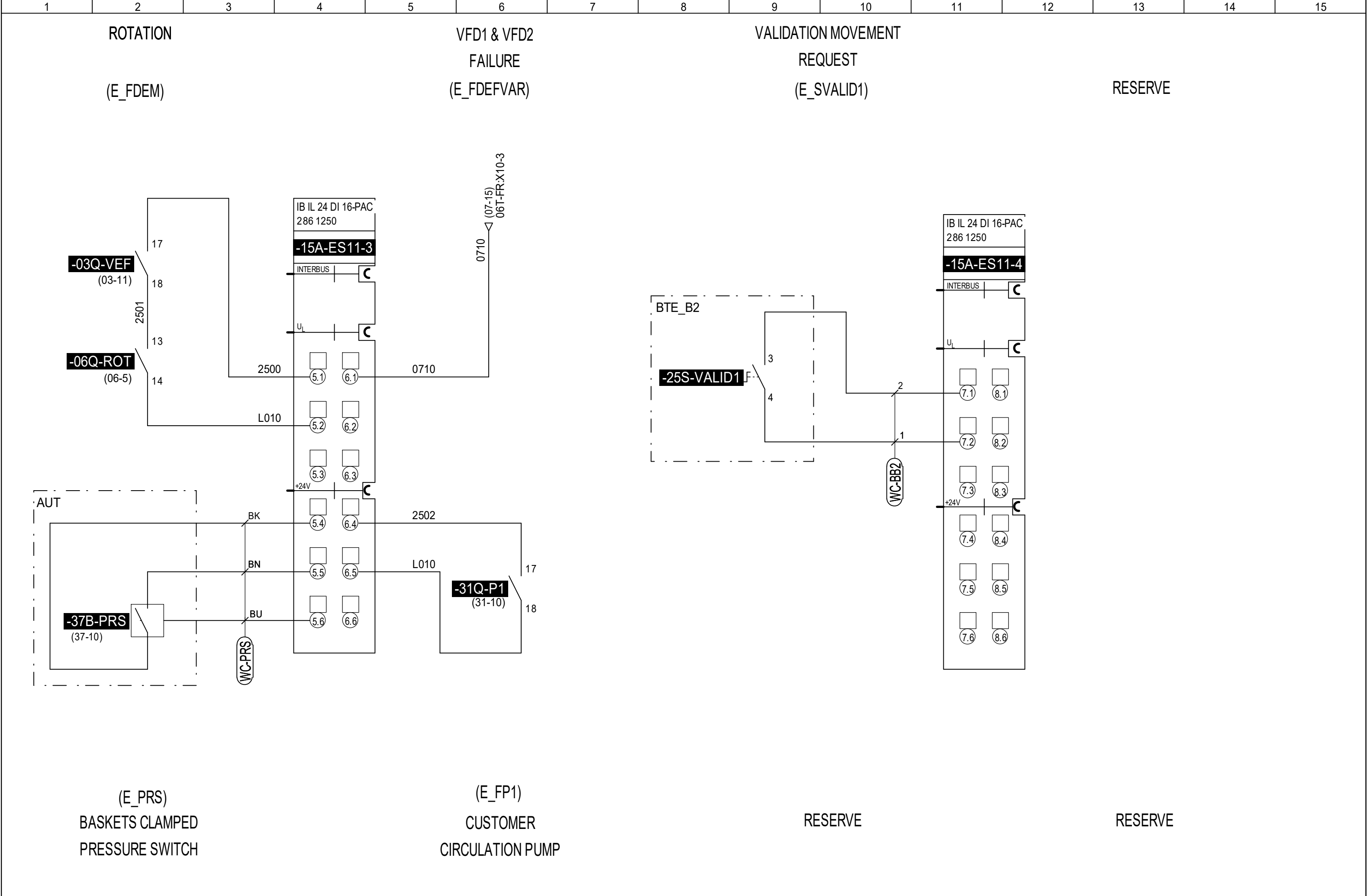
DATE OF CREATION :  
30/08/2017  
Pressure vessel Nb:  
RA421 TO RA423  
Electric diagram Nb:  
5305A  
Version Nb:  
2









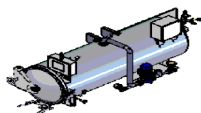
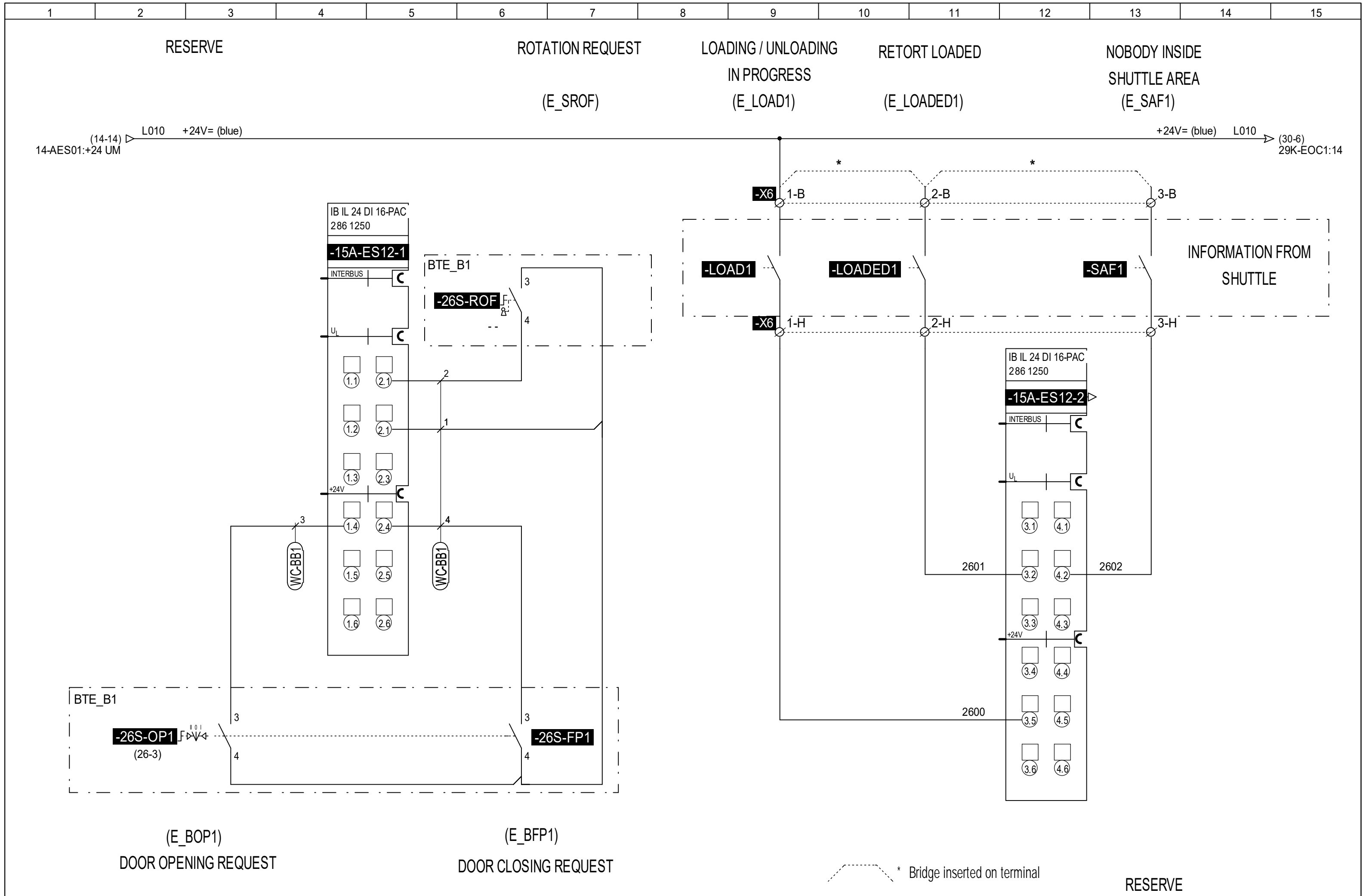


DRAWN BY :  
C. CHAZEL  
CHECKED :  
C. CHABAL  
APPROVED BY  
N. PIZZO

Location :  
Title:  
Customer:

POWER BOX  
Digital Inputs - Modules Nb11-3 & Nb11-4  
VEETEE FOODS LIMITED

DATE OF CREATION :  
30/08/2017  
Pressure vessel Nb:  
RA421 TO RA423  
Electric diagram Nb:  
5305A  
Version Nb:  
2



DRAWN BY :  
C. CHAZEL

CHECKED :  
C. CHABAL

APPROVED BY  
N. PIZZO

Location :  
Title:

Customer:

POWER BOX  
Digital Inputs - Modules Nb12-1 & Nb12-2

VEETEE FOODS LIMITED

DATE OF CREATION :  
30/08/2017

Pressure vessel Nb:  
RA421 TO RA423

Electric diagram Nb:  
5305A

Version Nb:  
2

SHEET

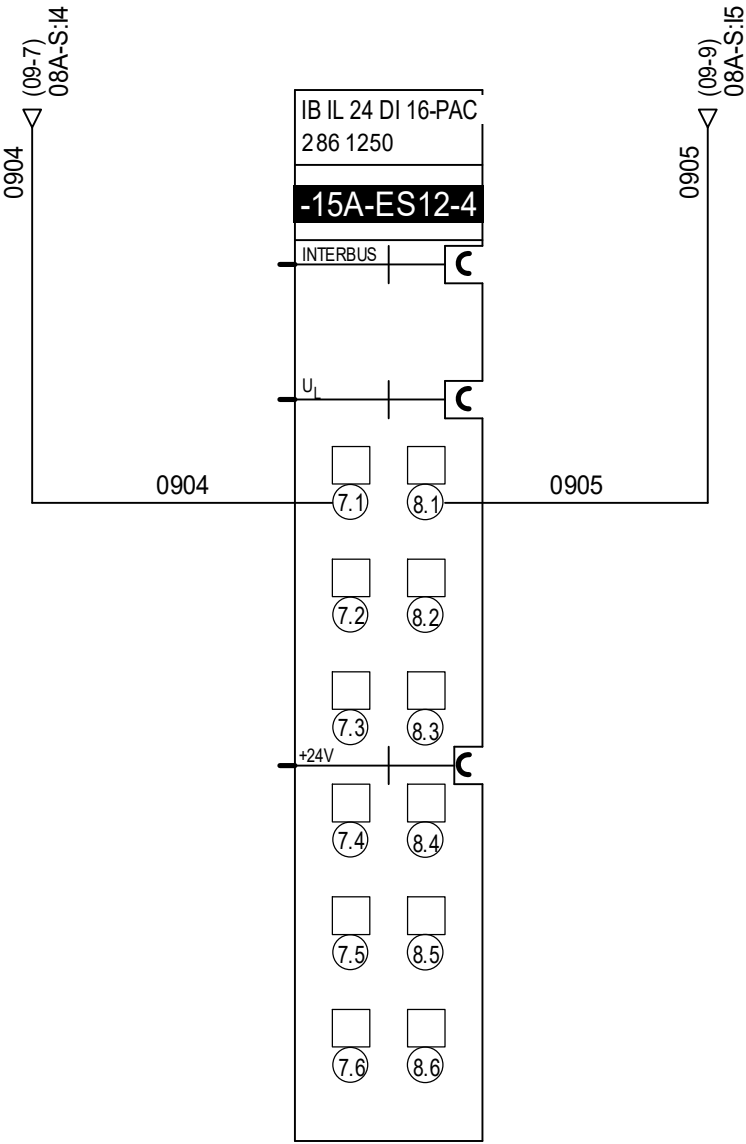
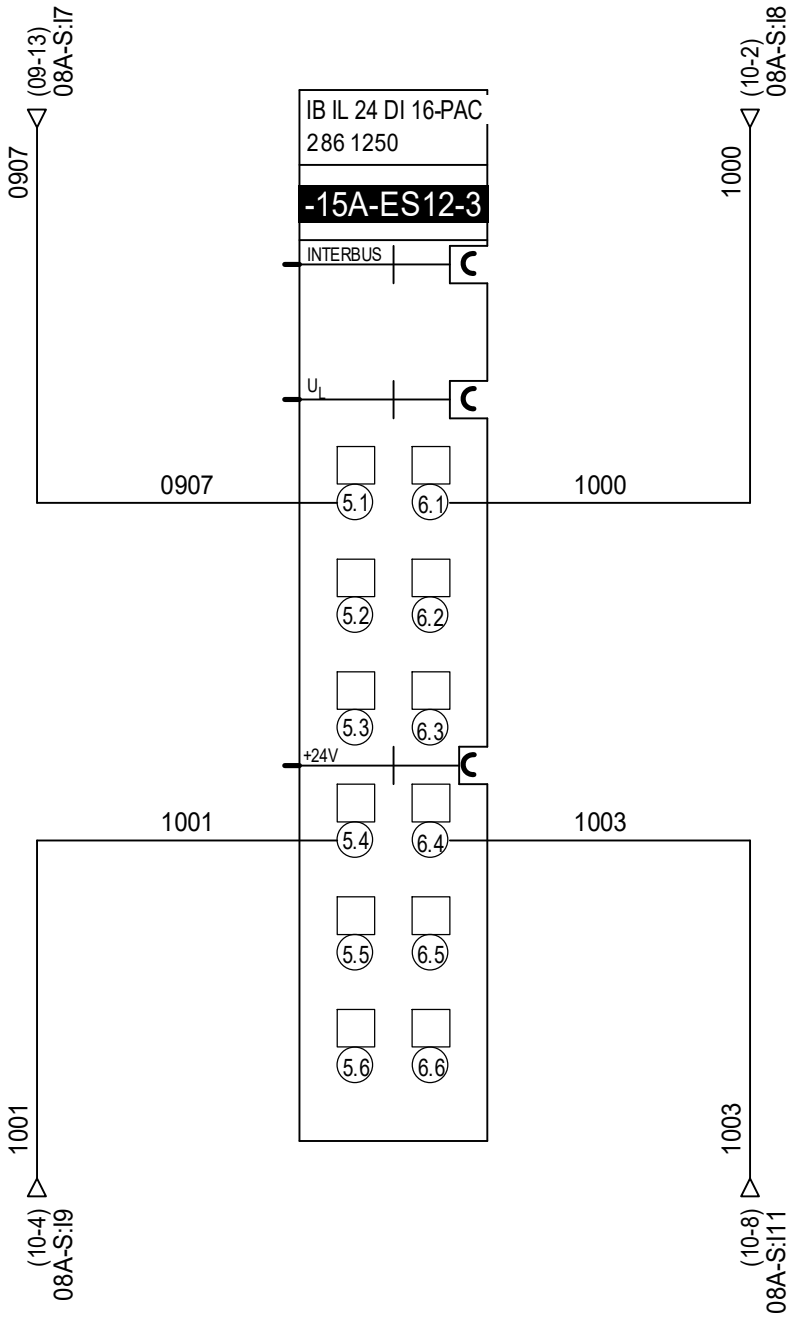
26

DOOR SAFETY  
OPEN  
(E\_SPO1)

DOOR  
POINTER OUT  
(E\_PI1)

DOOR OPEN  
SENSOR  
(E\_PO1)

DOOR  
INTERMEDIARY STOP  
(E\_AR1)

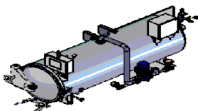


(E\_PD1)  
DOOR  
POINTER IN

(E\_PF1)  
DOOR CLOSED

RESERVE

RESERVE



DRAWN BY :  
C. CHAZEL  
CHECKED :  
C. CHABAL  
APPROVED BY  
N. PIZZO

Location :  
Title:  
Customer:

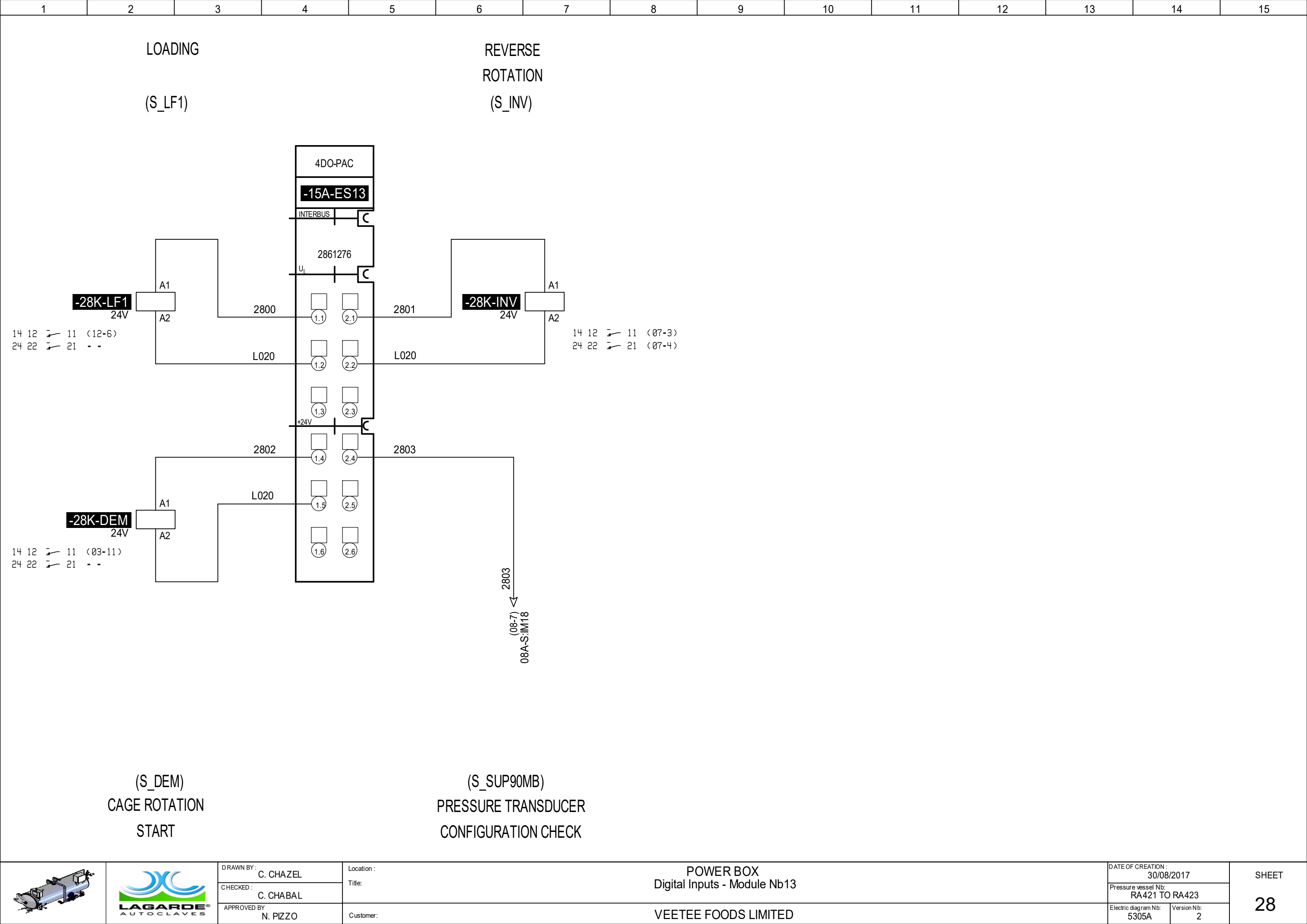
POWER BOX  
Digital Inputs - Modules Nb12-3 & Nb12-4

VEETEE FOODS LIMITED

DATE OF CREATION :  
30/08/2017  
Pressure vessel Nb:  
RA421 TO RA423  
Electric diagram Nb:  
5305A  
Version Nb:  
2

SHEET

27





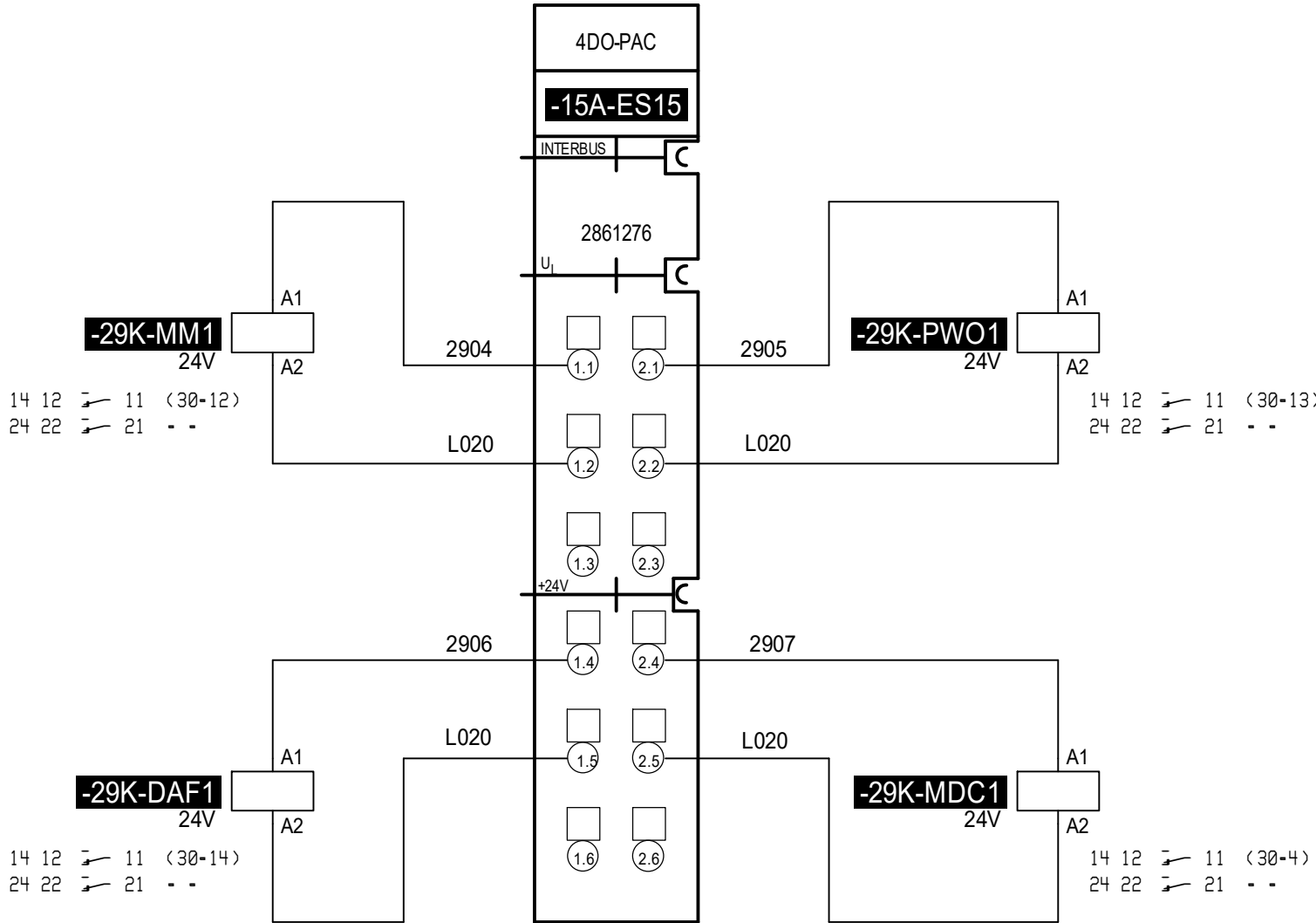
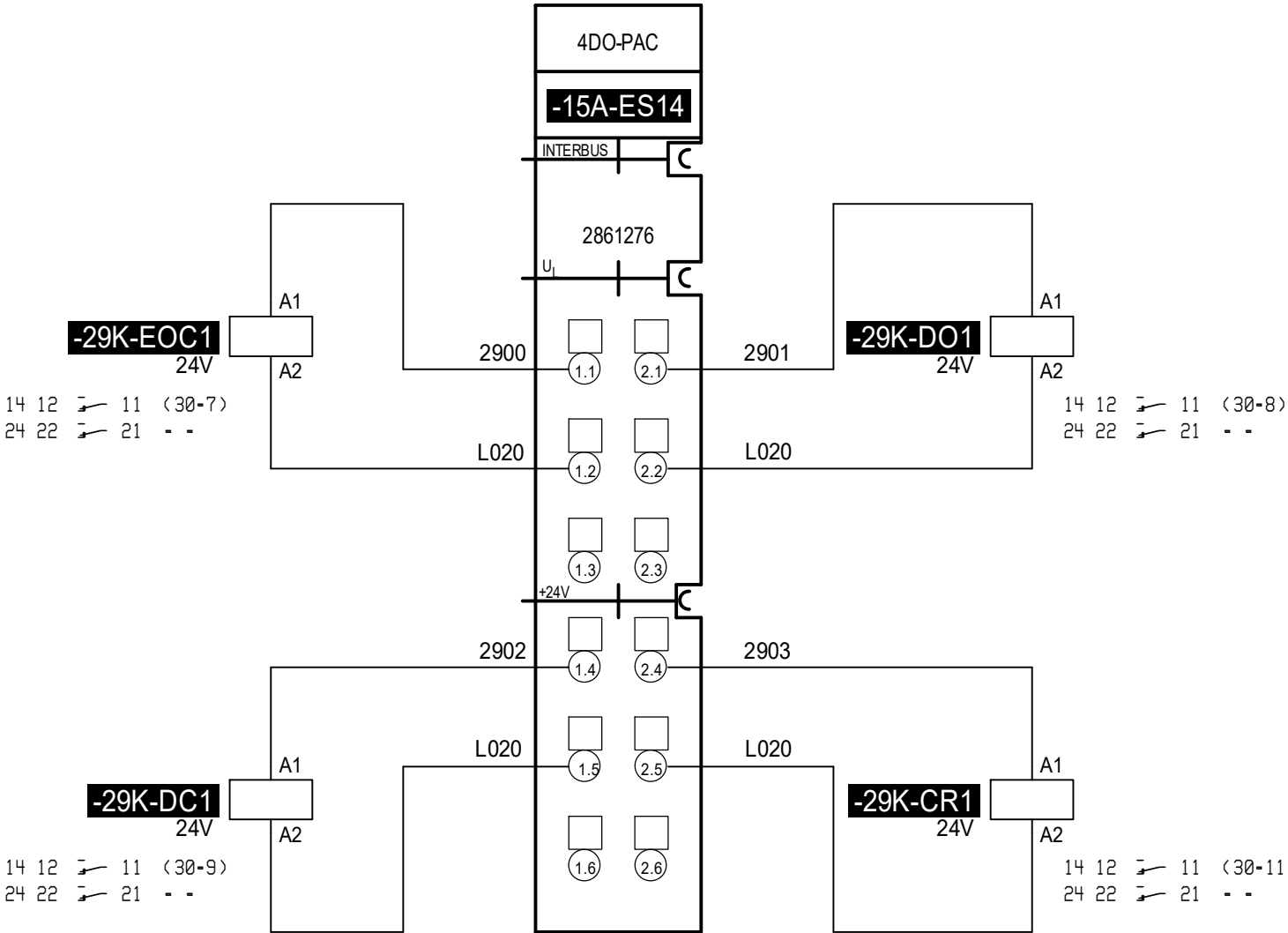
INFORMATION FOR SHUTTLE

END OF CYCLE  
(S\_KEOC1)

DOOR OPEN  
(S\_DO1)

MAINTENANCE MODE INFORMATION  
(S\_KMM1)

POWER ON  
(S\_KPWO1)

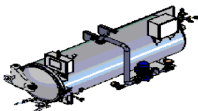


(S\_KDC1)  
DOOR CLOSED

(S\_KCR1)  
CYCLE IN PROGRESS

(S\_KDAF1)  
DOOR FAILURE

(S\_KMDC1)  
MAINTENANCE MODE  
DOOR MOVEMEMNT

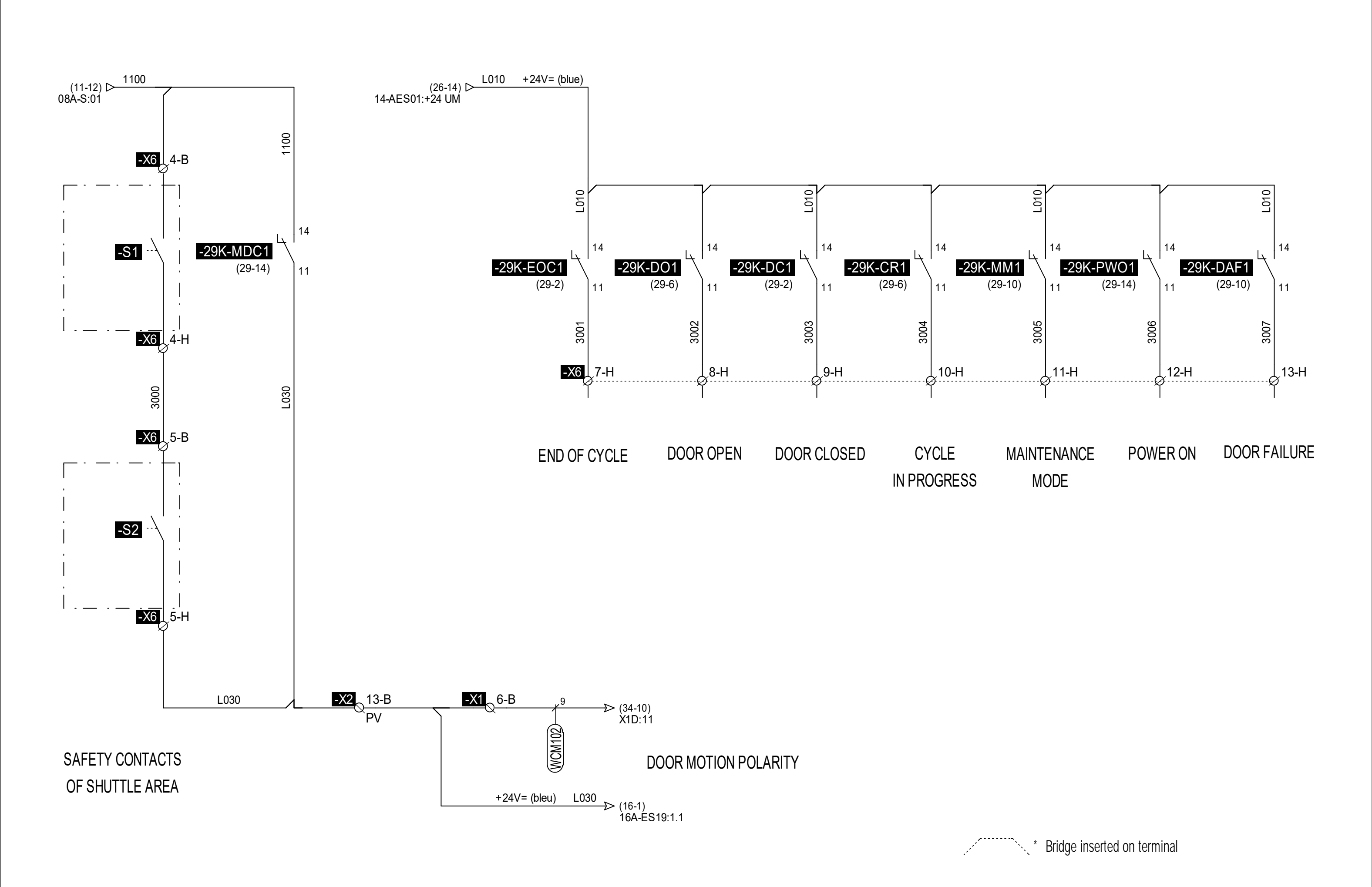


DRAWN BY:  
C. CHAZEL  
CHECKED:  
C. CHABAL  
APPROVED BY:  
N. PIZZO

Location:  
Title:  
Customer:

POWER BOX  
Digital Inputs - Modules Nb14 & Nb15  
VEETEE FOODS LIMITED

DATE OF CREATION :  
30/08/2017  
Pressure vessel Nb:  
RA421 TO RA423  
Electric diagram Nb:  
5305A  
Version Nb:  
2

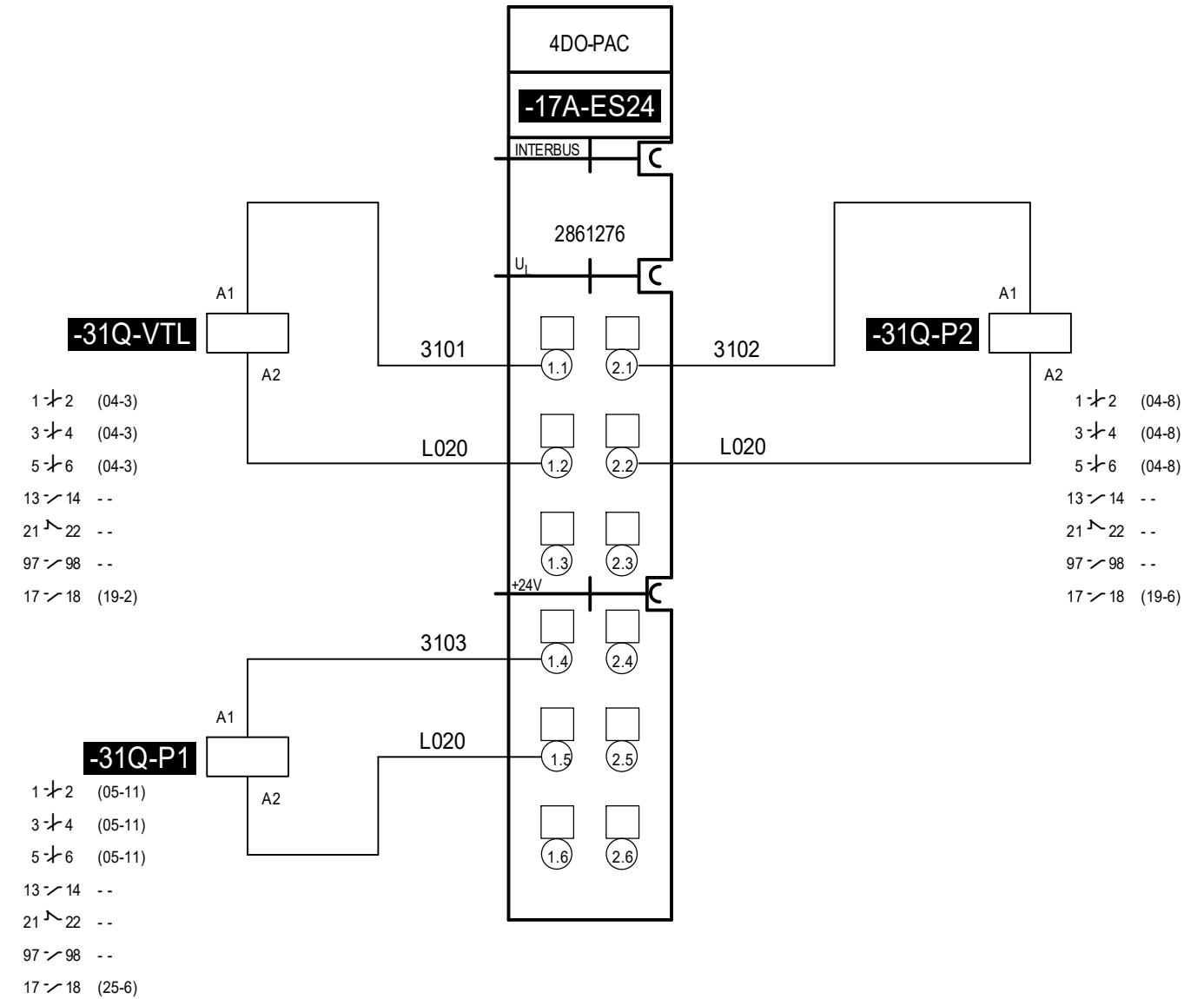
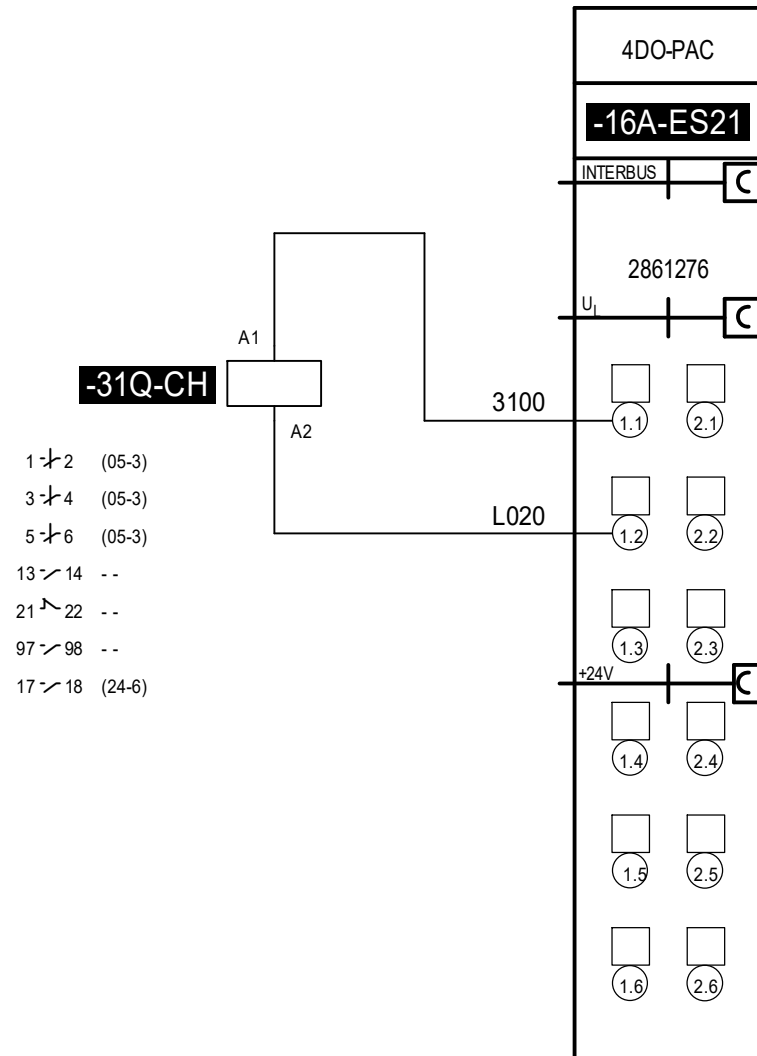


HYDRAULIC GROUP  
(S\_CH1)

## RESERVE

FAN  
(S\_VTLN)

CIRCULATION PUMP  
(S\_P2)

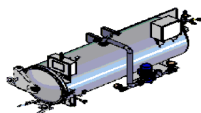


## RESERVE

## RESERVE

(S\_P1)  
CUSTOMER  
CIRCULATION PUMP

## RESERVE



DRAWN BY :	C. CHAZEL
CHECKED :	C. CHABAL
APPROVED BY	N. PIZZO

Location :	
Title:	
Customer:	

POWER BOX  
Digital Outputs - Modules Nb21 & Nb24

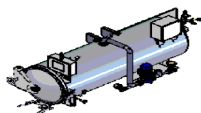
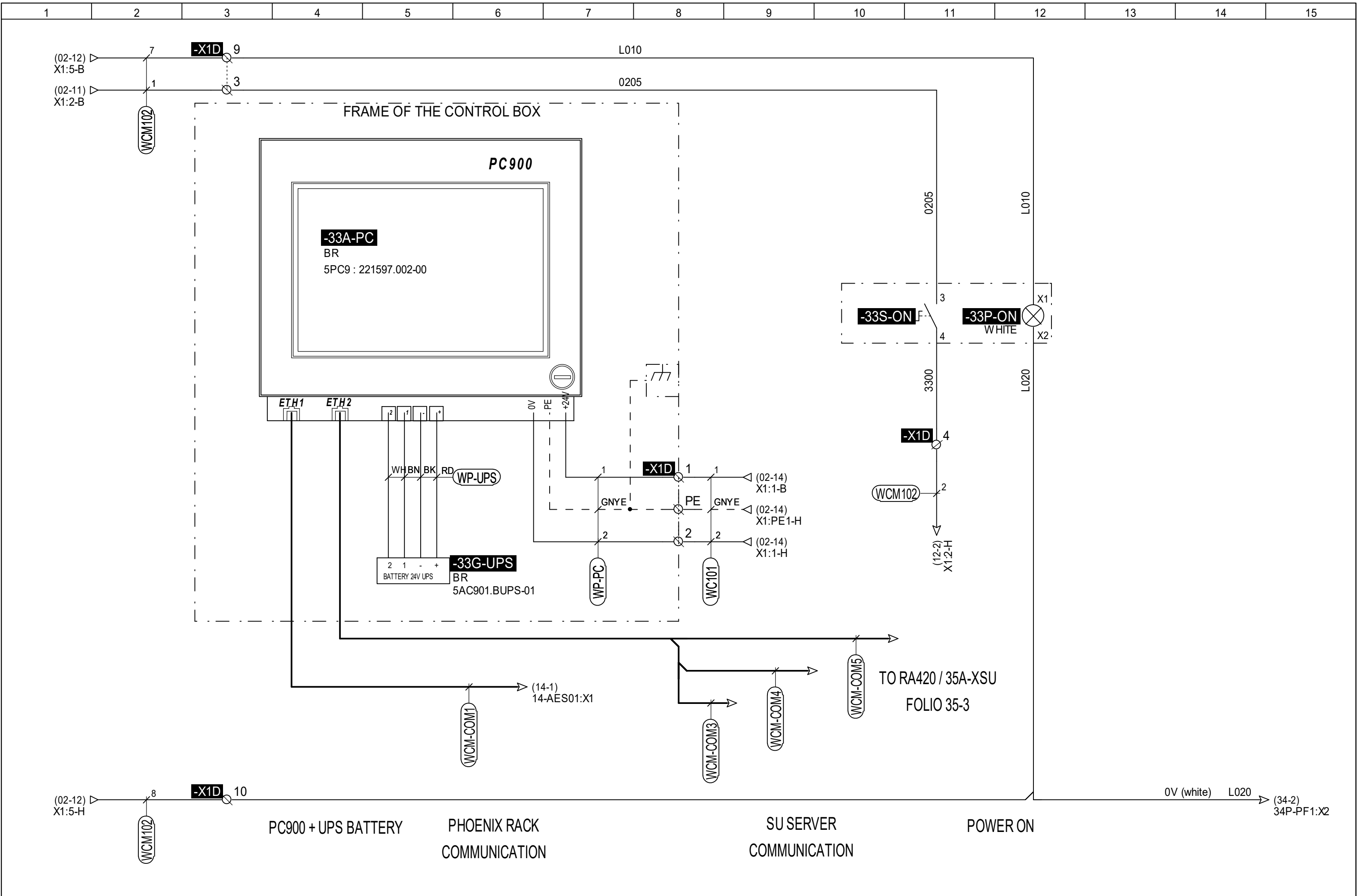
VEETEE FOODS LIMITED

DATE OF CREATION :		30/08/2017
Pressure vessel Nb:		
RA421 TO RA423		
Electric diagram Nb:	Version Nb:	
5305A	2	

SHEET

31

RESERVE



DRAWN BY :  
C. CHAZEL

CHECKED :  
C. CHABAL

APPROVED BY  
N. PIZZO

Location :  
Title:

Customer:

CONTROL BOX  
Operator panel (1/2)

VEETEE FOODS LIMITED

DATE OF CREATION :  
30/08/2017

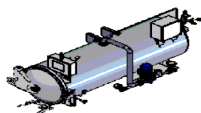
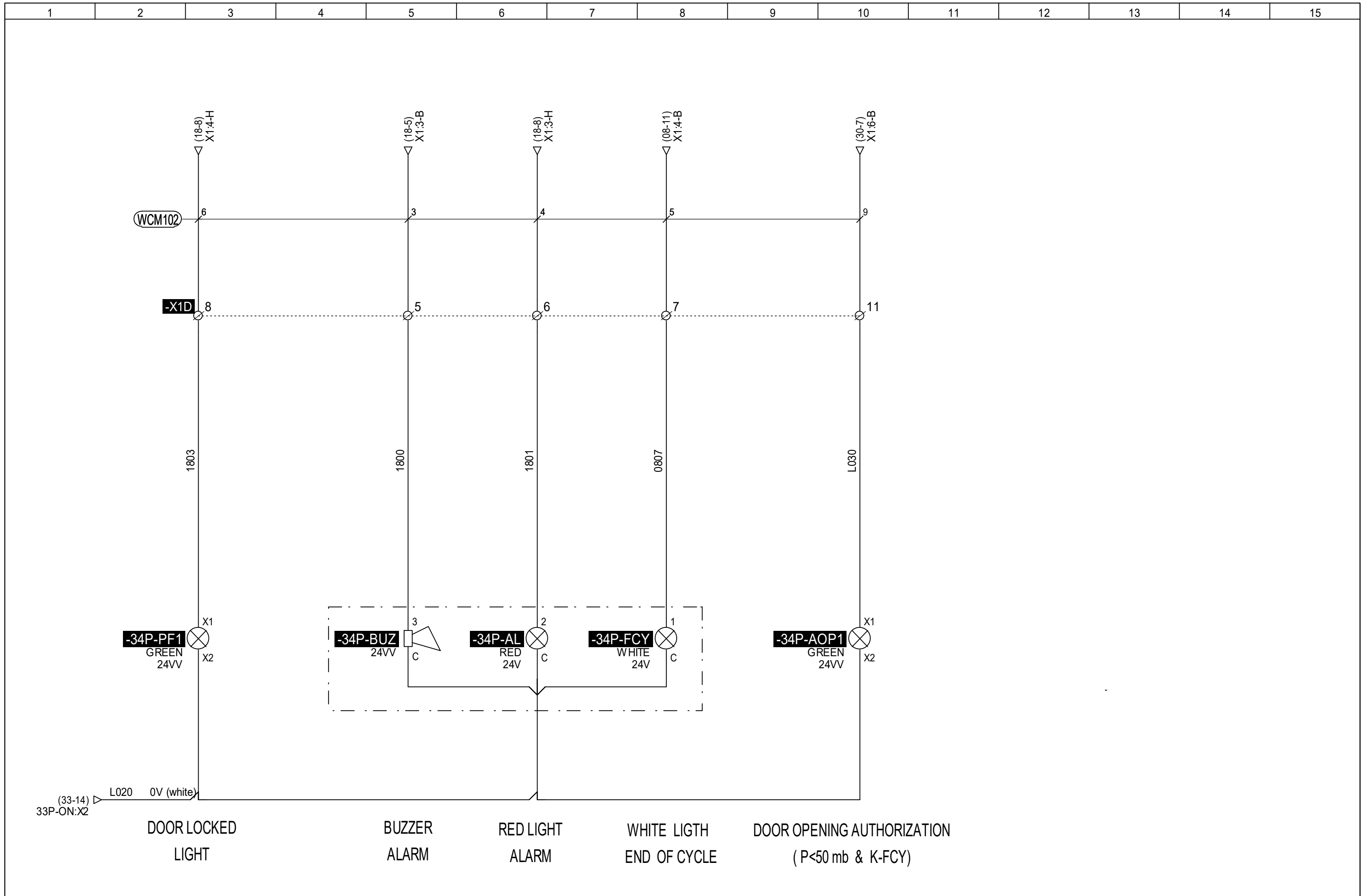
Pressure vessel Nb:  
RA421 TO RA423

Electric diagram Nb:  
5305A

Version Nb:  
2

SHEET

33



DRAWN BY : C. CHAZEL  
CHECKED : C. CHABAL  
APPROVED BY : N. PIZZO

Location :  
Title:  
Customer:

CONTROL BOX  
Operator panel (2/2)

VEETEE FOODS LIMITED

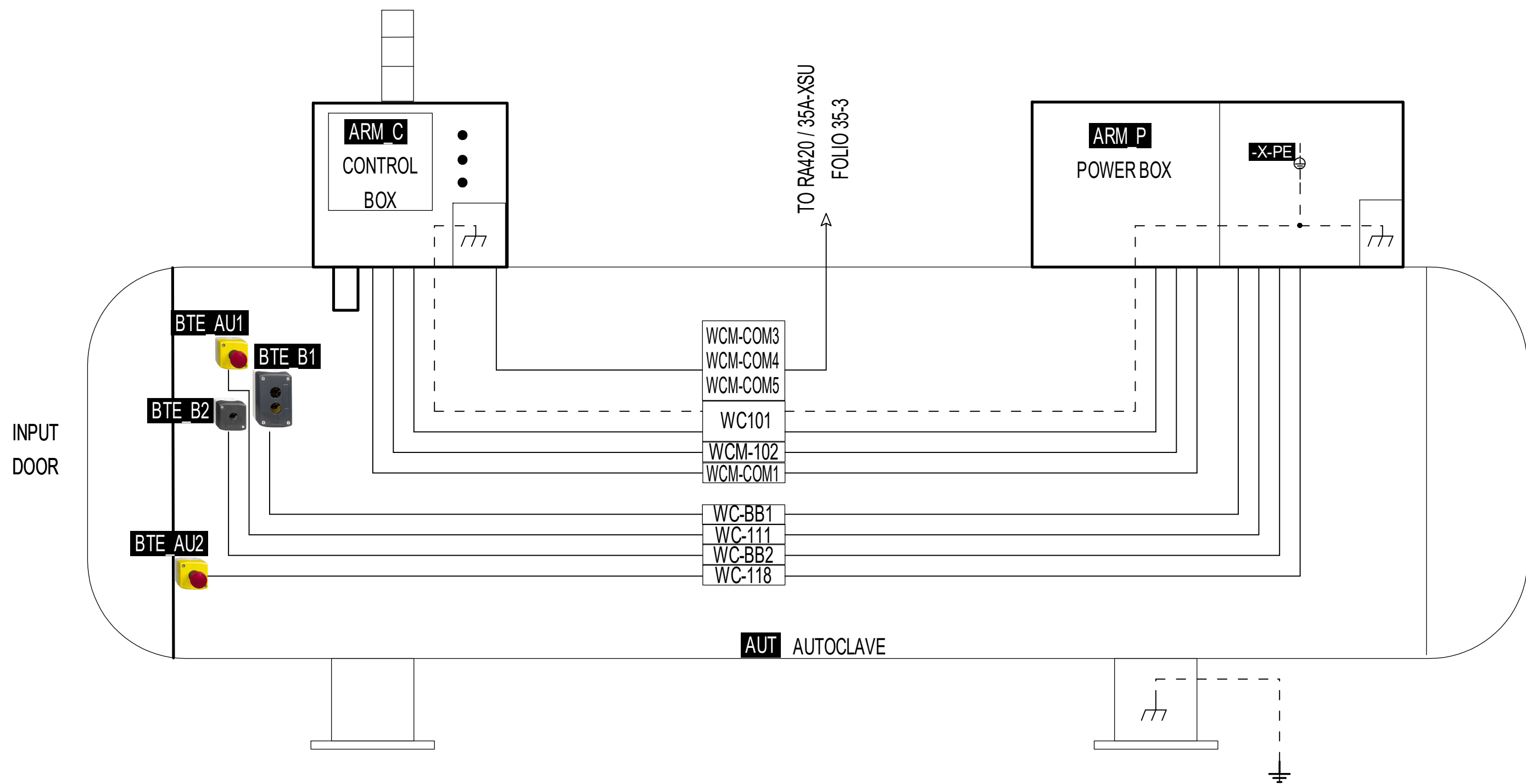
DATE OF CREATION : 30/08/2017  
Pressure vessel Nb: RA421 TO RA423  
Electric diagram Nb: 5305A  
Version Nb: 2

SHEET

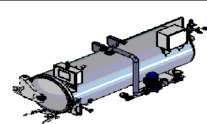
34

RESERVE





# RA421 TO RA423



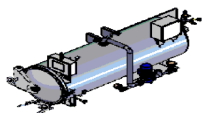
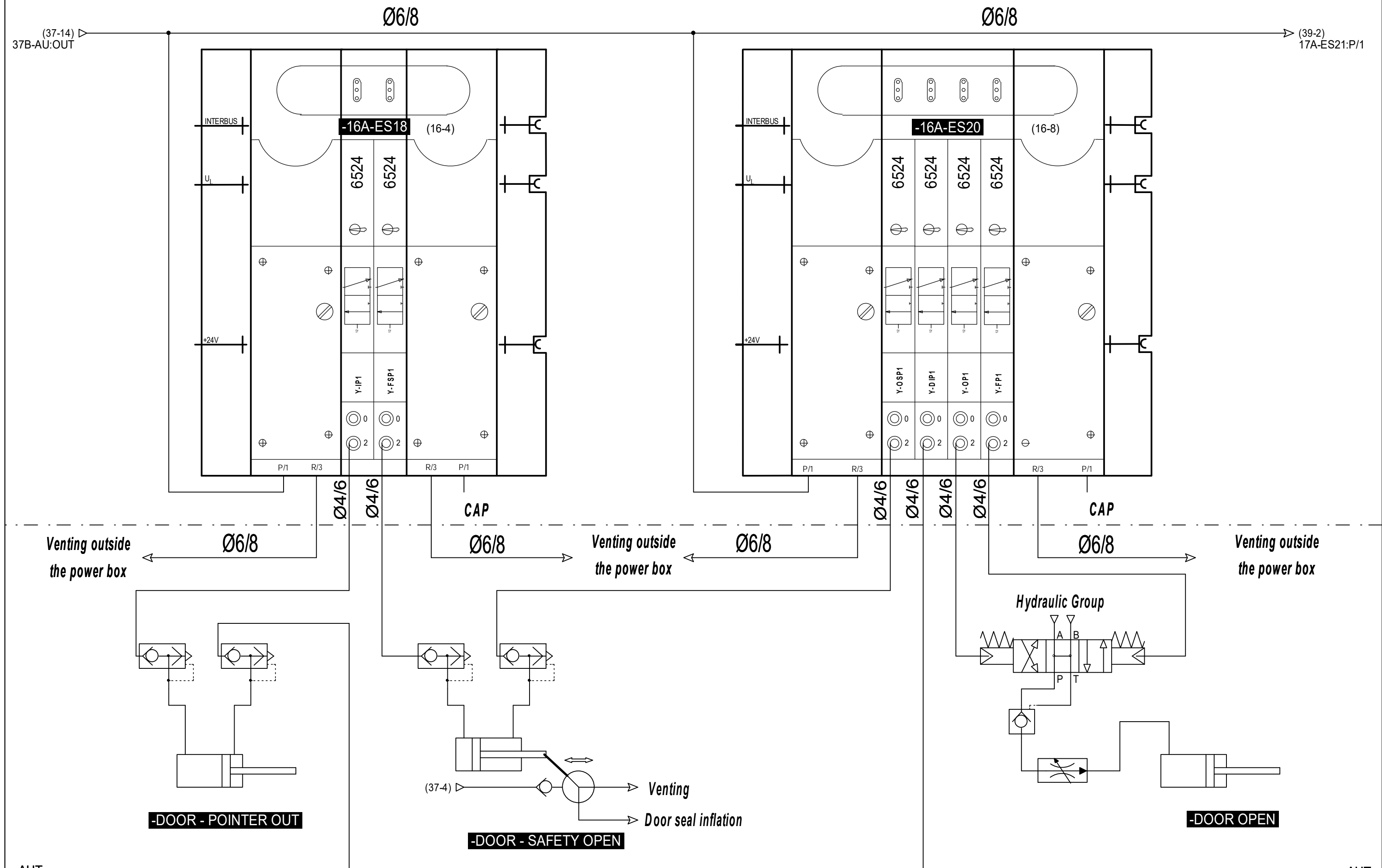
DRAWN BY : C. CHAZEL  
CHECKED : C. CHABAL  
APPROVED BY : N. PIZZO

Location :  
Title:  
Customer:

AUTOCLAVE  
Boxes localization  
VEETEE FOODS LIMITED

DATE OF CREATION : 30/08/2017  
Pressure vessel Nb: RA421 TO RA423  
Electric diagram Nb: 5305A  
Version Nb: 2

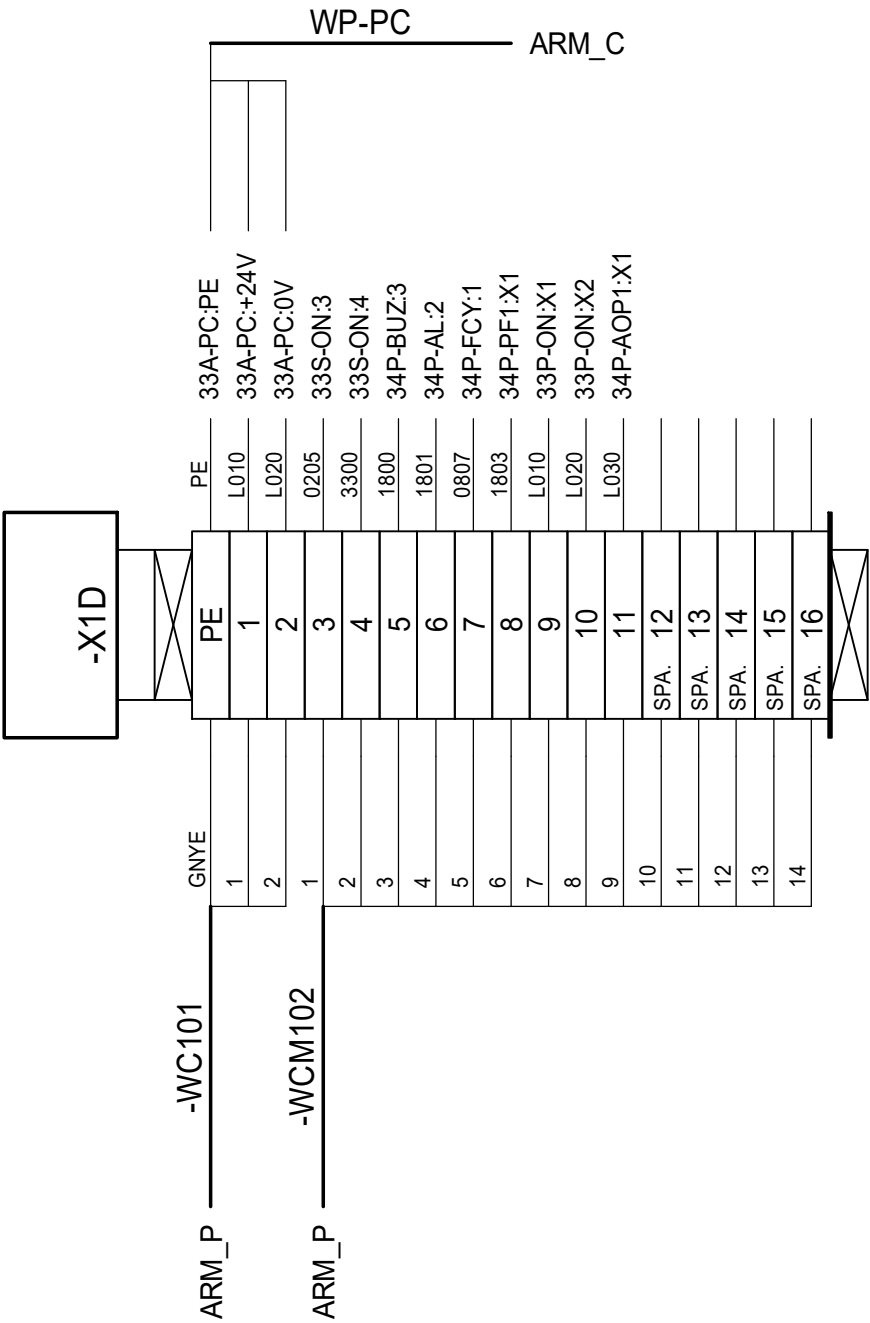


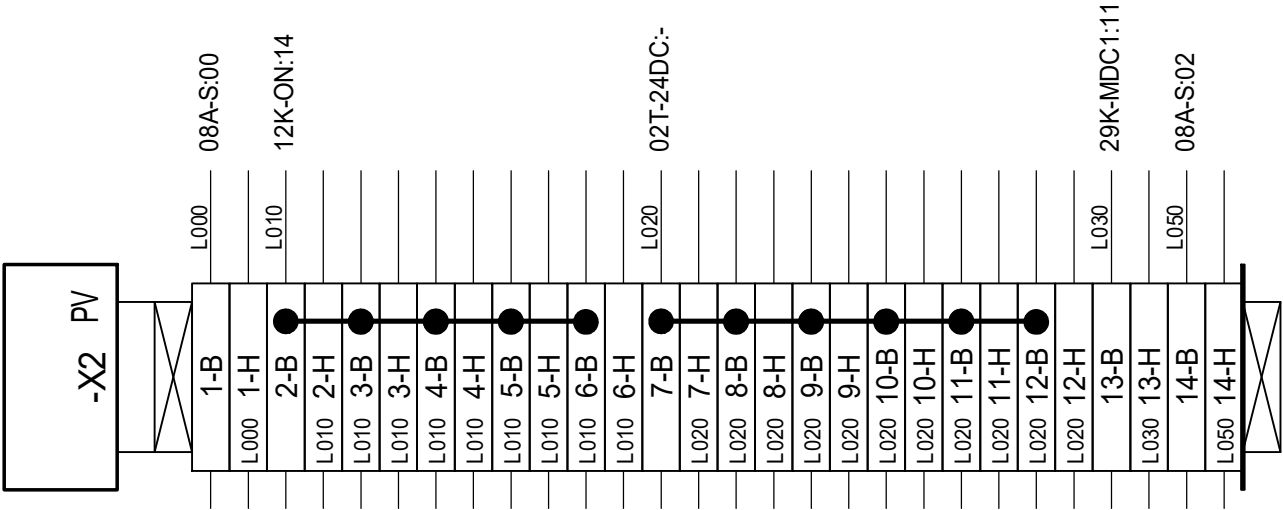




RESERVE

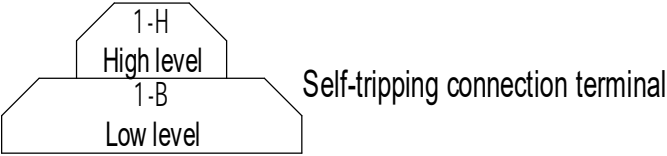




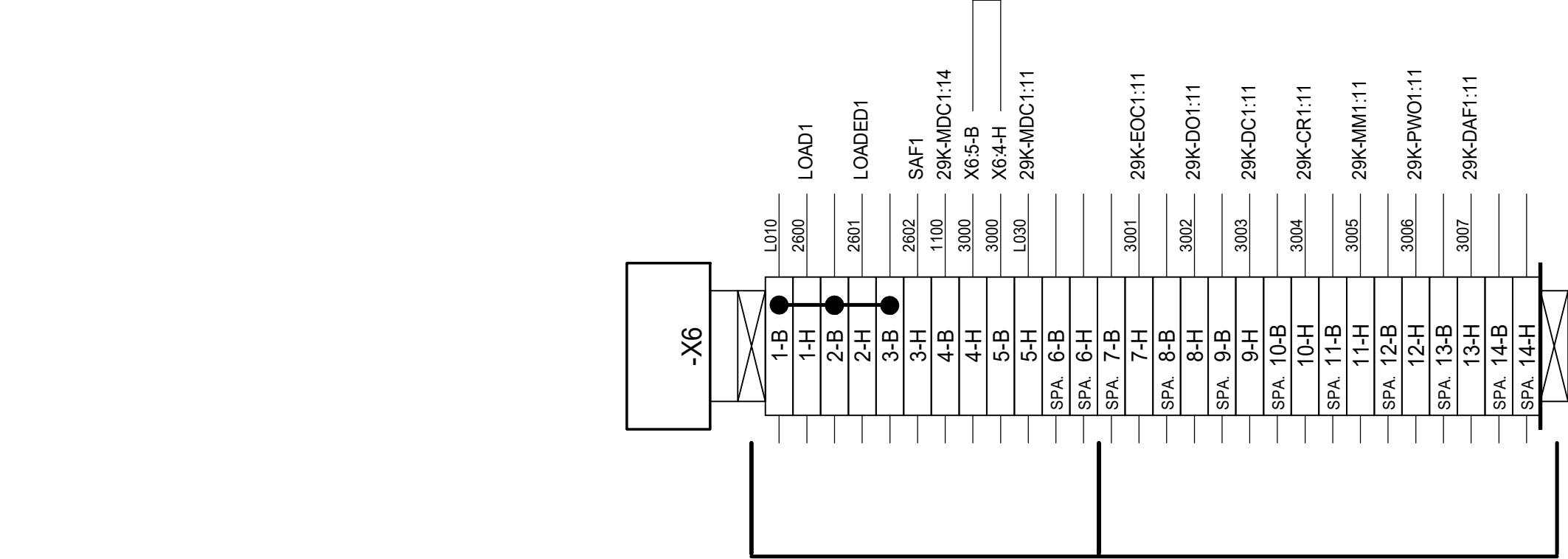


PV : Terminal with connection of potential between low and high level

● — ● Bridge inserted on terminals







FROM HANDLING

TO HANDLING

HANDLING SAFETY ZONE CLOSED INFORMATION

RETORT LOADED

LOADING / UNLOADING ON RUN

HANDLING SAFETY ZONE CLOSED CONTACT Nb1

HANDLING SAFETY ZONE CLOSED CONTACT Nb2

RESERVE

END OF CYCLE

DOOR OPENED

DOOR CLOSED

CYCLE IS RUNNING

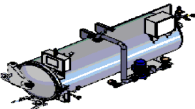
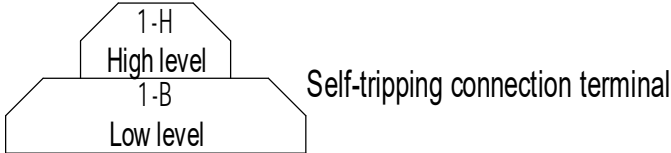
MAINTENANCE MODE

DOOR ALARM FAILURE

POWER ON

RESERVE

Bridge inserted on terminals



DRAWN BY :  
C. CHAZEL

CHECKED :  
C. CHABAL

APPROVED BY :  
N. PIZZO

Location :  
Title:

Customer:

POWER BOX  
Terminal block X6

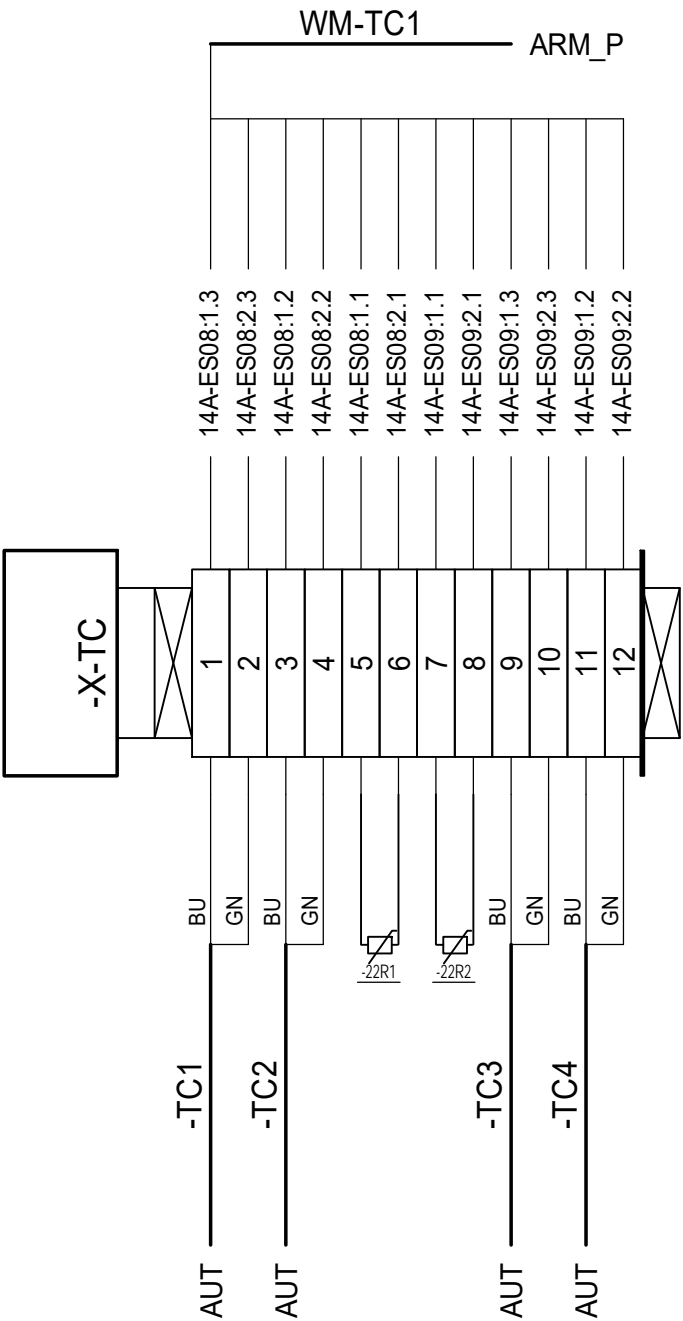
VEETEE FOODS LIMITED

DATE OF CREATION :  
30/08/2017

Pressure vessel Nb:  
RA421 TO RA423

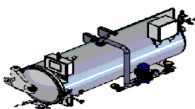
Electric diagram Nb:  
5305A

Version Nb:  
2



TAG	DESCRIPTION	LAGARDE REFERENCE	MANUFACTURER	SHEET
02F-24DC	CIRCUIT BREAKER iC60N 2P 6A, 440VAC/6kA 133VDC/6kA, CURVE C	00091418	SCHNEIDER ELECTRIC	02
02Q-G	LOAD BREAK SWITCH 80A	00091070	SCHNEIDER ELECTRIC	02
02Q-G	NEUTRAL POLE 63A	00092056	SCHNEIDER ELECTRIC	02
02Q-G	MAIN POLE 63A	00092300	SCHNEIDER ELECTRIC	02
02Q-G	GROUND BAR 80A	00091408	SCHNEIDER ELECTRIC	02
02T-24DC	POWER SUPPLY, SINGLE PHASE, INPUT 100-240VAC, OUTPUT 24VDC 10A	00091868	PHOENIX CONTACT	02
03F-PH	FUSE HOLDER DF WITHOUT LIGHT 3P, 32A, 10x38mm	00091459	SCHNEIDER ELECTRIC	03
03F-PH	FUSE 10x38 AM 1A	00090495	SCHNEIDER ELECTRIC	03
03K-AU1	AUXILIARY CONTACTOR 3C/1O 24VDC	00091680	SCHNEIDER ELECTRIC	03
03K-AU2	AUXILIARY CONTACTOR 3C/1O 24VDC	00091680	SCHNEIDER ELECTRIC	03
03K-PH	THREE PHASE PILOT RELAY 208-440VAC, 2INV 5A	00507314	SCHNEIDER ELECTRIC	03
03Q-AU	POWER CONTACTOR 80A	00091894	SCHNEIDER ELECTRIC	03
03Q-VEF	POWER BASE 12A	00091193	SCHNEIDER ELECTRIC	03
03Q-VEF	UNIT CONTROL FOR STARTER U CL.10 TRI, 0.15-0.6A 24V DC	00091196	SCHNEIDER ELECTRIC	03
03Q-VEF	ADDITIVE CONTACT 1NO FOR SIGNALIZATION & 1NO ROTAVIVE BUTTON	00091197	SCHNEIDER ELECTRIC	03
04P-VTL	UNIT CONTROL FOR STARTER U CL.10 TRI, 4.5-18A 24V DC	00092182	SCHNEIDER ELECTRIC	04
06F-BC	FUSE HOLDER WITH LIGHT 2P, 50A, 14x51mm	00091356	SCHNEIDER ELECTRIC	06
06Q-ROT	CIRCUIT BREAKER MOTOR 9-14A	00090577	SCHNEIDER ELECTRIC	06
06Q-ROT	FRONT ADDITIVE F+O	00090613	SCHNEIDER ELECTRIC	06
06R-DIS	DISSIPATION RESISTOR 300 Ohms - 2000W	00091884	BONFIGLIOLI	06
06T-FR	VARIABLE FREQUENCY DRIVE 320...528VAC, 0.55kW, 1.8A	00503346	BONFIGLIOLI	06
06T-ROT	VARIABLE FREQUENCY DRIVE 320...528VAC, 7.5kW, 16A	00503369	BONFIGLIOLI	06
08A-S	PROGRAMMABLE SAFETY MODULE	00507446	PILZ	08
08K-FCY	PLC RELAY 24VDC, 2INV, 6A	00091527	PHOENIX CONTACT	08
08S-REA	BODY CONTACT	00091340	SCHNEIDER ELECTRIC	08
08S-REA	PUSHBUTTON, BLUE	00091339	SCHNEIDER ELECTRIC	08
09B-ARI1	INDUCTIVE PROXIMITY SENSOR, RANGE 8mm, OUTPUT 400mA PNP/NPN, 10-55VDC, 2 WI	00050401	IFM	09
09B-CAP1	PRESSURE SENSOR	00092286	BAUMER	09
09B-PO1	INDUCTIVE PROXIMITY SENSOR, RANGE 8mm, OUTPUT 400mA PNP/NPN, 10-55VDC, 2 WI	00050401	IFM	09
09S-SPF1	POSITION SWITCH, ISO16	00090407	SCHNEIDER ELECTRIC	09
09S-SPO1	POSITION SWITCH, ISO16	00090407	SCHNEIDER ELECTRIC	09
10B-PD1	POSITION SENSOR	00500374	ASCO	10
10B-PF1	PIN SAFETY SWITCH 2NC	00500238	GUARDMASTER	10

1	2	3	4	5	6	7	8	9	10	11	12	13	14	15
TAG	DESCRIPTION							LAGARDE REFERENCE		MANUFACTURER		SHEET		
10B-PI1	POSITION SENSOR							00500374		ASCO		10		
10S-AU1	EMERGENCY STOP BOX							00091010		SCHNEIDER ELECTRIC		10		
10S-AU2	EMERGENCY STOP BOX							00091010		SCHNEIDER ELECTRIC		10		
12F-LF	SCREWED TERMINAL WITH FUSE BLOCK AND LIGHT 24V, BLACK							00090342		PHOENIX CONTACT		12		
12F-VTLA	SCREWED TERMINAL WITH FUSE BLOCK AND LIGHT 24V, BLACK							00090342		PHOENIX CONTACT		12		
12K-OFF	TIME RELAY ,1INV RET.RET S/ TENS.AUX,5 TEMP 1-100 S,ACDC24V							00091184		SIEMENS		12		
12K-ON	AUXILIARY CONTACTOR 4NO 24VDC							00090182		SCHNEIDER ELECTRIC		12		
12M-VTLA	FAN 15M3/H 24VDC							00091670		RITTAL		12		
12P-LF	ROTATIVE MIROR LIGHT							00090110		KLAXON		12		
13B-N0	LEVEL PROBE 90mm							00507834		JOLA		13		
13B-N1	LEVEL PROBE 90mm							00507834		JOLA		13		
13B-N3	LEVEL PROBE 90mm							00507834		JOLA		13		
13K-N0	LEVEL RELAY CONTROL, 2INV, SUPPLY 24V AC/DC							00050468		SCHNEIDER ELECTRIC		13		
13K-N1	LEVEL RELAY CONTROL, 2INV, SUPPLY 24V AC/DC							00050468		SCHNEIDER ELECTRIC		13		
13K-N3	LEVEL RELAY CONTROL, 2INV, SUPPLY 24V AC/DC							00050468		SCHNEIDER ELECTRIC		13		
14-AES01	HEADEND MODBUS/TCP(UDP), 8I/4O DIG., 24VDC							00092560		PHOENIX CONTACT		14		
14A-ES05	MODULE INLINE, 2I ANA, 24VDC, 0-20mA, 4-20mA, +/-20mA, 0-10V, +/-10V							00091161		PHOENIX CONTACT		14		
14A-ES06	MODULE INLINE, 2I ANA, 24VDC, 0-20mA, 4-20mA, +/-20mA, 0-10V, +/-10V							00091161		PHOENIX CONTACT		14		
14A-ES07	MODULE INTERBUS, 2I ANA RTD, 24VDC, 0-11mA							00091160		PHOENIX CONTACT		14		
14A-ES08	MODULE INLINE, 2I ANA TC							00091162		PHOENIX CONTACT		14		
14A-ES09	MODULE INLINE, 2I ANA TC							00091162		PHOENIX CONTACT		14		
14A-ES10	MODULE INLINE, 1S ANA, 0-20mA, 4-20mA, 0-10V, RACCORDEMENT A 2 FILS, INLINE							00091218		PHOENIX CONTACT		14		
15A-ES11	MODULE INLINE, 16I DIG, 24VDC							00091167		PHOENIX CONTACT		15		
15A-ES12	MODULE INLINE, 16I DIG, 24VDC							00091167		PHOENIX CONTACT		15		
15A-ES13	MODULE INTERBUS, 4O DIG., 24VDC 0.5A							00091158		PHOENIX CONTACT		15		
15A-ES14	MODULE INTERBUS, 4O DIG., 24VDC 0.5A							00091158		PHOENIX CONTACT		15		
15A-ES15	MODULE INTERBUS, 4O DIG., 24VDC 0.5A							00091158		PHOENIX CONTACT		15		
15A-ES16	BASE 4 E.V. PH10-L04C-RCO-BUS							00091366		PHOENIX CONTACT		15		
16A-ES17	SEMENTAL MODULE INLINE, 24VDC							00091159		PHOENIX CONTACT		16		
16A-ES18	BASE 2 E.V. PH10-LO-2C-RCO							00091237		PHOENIX CONTACT		16		
16A-ES19	SEMENTAL MODULE INLINE, 24VDC							00091159		PHOENIX CONTACT		16		
16A-ES20	BASE 4 E.V. PH10-L04C-RCO-BUS							00091366		PHOENIX CONTACT		16		
16A-ES21	MODULE INTERBUS, 4O DIG., 24VDC 0.5A							00091158		PHOENIX CONTACT		16		
		DRAWN BY : C. CHAZEL		Location :  Title:  Parts list (2/4)							DATE OF CREATION : 30/08/2017		SHEET  47	
		CHECKED : C. CHABAL									Pressure vessel Nb: RA421 TO RA423			
		APPROVED BY N. PIZZO		Customer: VEETEE FOODS LIMITED							Electric diagram Nb: 5305A	Version Nb: 2		

1	2	3	4	5	6	7	8	9	10	11	12	13	14	15
TAG	DESCRIPTION							LAGARDE REFERENCE	MANUFACTURER			SHEET		
17A-ES22	SEMENTAL MODULE INLINE, 24VDC							00091159	PHOENIX CONTACT			17		
17A-ES23	BASE 10 E.V. PH10-LO-10C-RCO-BUS							00091215	PHOENIX CONTACT			17		
17A-ES24	MODULE INTERBUS, 40 DIG., 24VDC 0.5A							00091158	PHOENIX CONTACT			17		
21B-ST1	TEMPERATURE PROBE RTD							00050465	E/H			21		
21B-ST2	TEMPERATURE PROBE RTD							00050465	E/H			21		
22B-TC1	THERMOCOUPLE PROBE							00091302	ELLAB			22		
22B-TC2	THERMOCOUPLE PROBE							00091302	ELLAB			22		
22B-TC3	THERMOCOUPLE PROBE							00091302	ELLAB			22		
22B-TC4	THERMOCOUPLE PROBE							00091302	ELLAB			22		
22R1	MINIATURE PROBE PT1000							00091308	CORREGE			22		
22R2	MINIATURE PROBE PT1000							00091308	CORREGE			22		
24B-B0	INDUCTIVE PROXIMITY SENSOR, RANGE 8mm, OUTPUT 400mA PNP/NPN, 10-55VDC, 2 WI							00050401	IFM			24		
24B-BINT	INDUCTIVE PROXIMITY SENSOR, RANGE 8mm, OUTPUT 400mA PNP/NPN, 10-55VDC, 2 WI							00050401	IFM			24		
26S-OP1	BUTTON ROTATIVE WITH KEY							00090449	SCHNEIDER ELECTRIC			26		
26S-OP1	CONTACT BLOCK NO							00090183	SCHNEIDER ELECTRIC			26		
26S-ROF	BUTTON ROTATIVE WITH KEY							00090448	SCHNEIDER ELECTRIC			26		
26S-ROF	CONTACT BLOCK NO							00090183	SCHNEIDER ELECTRIC			26		
28K-DEM	PLC RELAY 24VDC, 2INV, 6A							00091527	PHOENIX CONTACT			28		
28K-INV	PLC RELAY 24VDC, 2INV, 6A							00091527	PHOENIX CONTACT			28		
28K-LF1	PLC RELAY 24VDC, 2INV, 6A							00091527	PHOENIX CONTACT			28		
29K-CR1	PLC RELAY 24VDC, 2INV, 6A							00091527	PHOENIX CONTACT			29		
29K-DAF1	PLC RELAY 24VDC, 2INV, 6A							00091527	PHOENIX CONTACT			29		
29K-DC1	PLC RELAY 24VDC, 2INV, 6A							00091527	PHOENIX CONTACT			29		
29K-DO1	PLC RELAY 24VDC, 2INV, 6A							00091527	PHOENIX CONTACT			29		
29K-EOC1	PLC RELAY 24VDC, 2INV, 6A							00091527	PHOENIX CONTACT			29		
29K-MDC1	PLC RELAY 24VDC, 2INV, 6A							00091527	PHOENIX CONTACT			29		
29K-MM1	PLC RELAY 24VDC, 2INV, 6A							00091527	PHOENIX CONTACT			29		
29K-PWO1	PLC RELAY 24VDC, 2INV, 6A							00091527	PHOENIX CONTACT			29		
31Q-CH	POWER BASE 12A							00091193	SCHNEIDER ELECTRIC			31		
31Q-CH	UNIT CONTROL FOR STARTER U CL.10 TRI, 3-12A 24V DC							00091194	SCHNEIDER ELECTRIC			31		
31Q-CH	ADDITIVE CONTACT 1NO FOR SIGNALIZATION & 1NO ROTAVIVE BUTTON							00091197	SCHNEIDER ELECTRIC			31		
31Q-P1	POWER BASE 32A							00091202	SCHNEIDER ELECTRIC			31		
31Q-P1	UNIT CONTROL FOR STARTER U CL.10 TRI, 8-32A 24V DC							00091223	SCHNEIDER ELECTRIC			31		
		DRAWN BY : C. CHAZEL		Location :  Title: Parts list (3/4)							DATE OF CREATION : 30/08/2017		SHEET  48	
		CHECKED : C. CHABAL									Pressure vessel Nb: RA421 TO RA423			
		APPROVED BY : N. PIZZO		Customer: VEETEE FOODS LIMITED							Electric diagram Nb: 5305A			

1	2	3	4	5	6	7	8	9	10	11	12	13	14	15
TAG		DESCRIPTION						LAGARDE REFERENCE		MANUFACTURER		SHEET		
31Q-P1		ADDITIVE CONTACT 1NO FOR SIGNALIZATION & 1NO ROTAVIVE BUTTON						00091197		SCHNEIDER ELECTRIC		31		
31Q-P2		POWER BASE 32A						00091202		SCHNEIDER ELECTRIC		31		
31Q-P2		UNIT CONTROL FOR STARTER U CL.10 TRI, 8-32A 24V DC						00091223		SCHNEIDER ELECTRIC		31		
31Q-P2		ADDITIVE CONTACT 1NO FOR SIGNALIZATION & 1NO ROTAVIVE BUTTON						00091197		SCHNEIDER ELECTRIC		31		
31Q-VTL		POWER BASE 32A						00091202		SCHNEIDER ELECTRIC		31		
31Q-VTL		UNIT CONTROL FOR STARTER U CL.10 TRI, 8-32A 24V DC						00091223		SCHNEIDER ELECTRIC		31		
31Q-VTL		ADDITIVE CONTACT 1NO FOR SIGNALIZATION & 1NO ROTAVIVE BUTTON						00091197		SCHNEIDER ELECTRIC		31		
33A-PC		PC 900 PANEL 15" + UPS + CABLE 1M						00092526		BR		33		
33G-UPS		BATTERY UPS 24VDC / 2.2Ah						00092556		BR		33		
33S-ON		LIGHT ROTATIVE BUTTON						00091186		SCHNEIDER ELECTRIC		33		
34P-AL		LIGHT ELEMENT, FIX, 24VDC, RED						00090151		SCHNEIDER ELECTRIC		34		
34P-AOP1		BODY LIGHT Ø22 PANEL MOUNTING						00090181		SCHNEIDER ELECTRIC		34		
34P-AOP1		GREEN HEAD LIGHT Ø22 FOR BOX						00090491		SCHNEIDER ELECTRIC		34		
34P-BUZ		AJUSTABLE BUZZER 70-85dB, 24V, 1.4W, BLACK						00090150		SCHNEIDER ELECTRIC		34		
34P-FCY		LIGHT ELEMENT, FIXED, 24VDC, WHITE						00090676		SCHNEIDER ELECTRIC		34		
34P-FCY		UNIT BODY + CAP						00090152		SCHNEIDER ELECTRIC		34		
34P-PF1		BODY LIGHT Ø22 PANEL MOUNTING						00090181		SCHNEIDER ELECTRIC		34		
34P-PF1		GREEN HEAD LIGHT Ø22 FOR BOX						00090491		SCHNEIDER ELECTRIC		34		
37B-AU		REGULATOR FILTER + ISOLATION VALVE + PRESSURE SWITCH						00092330		FESTO		37		
37B-PRS		PRESSURE TRANSMITTER						00506842		WIKA		37		
37Y-AU		REGULATOR FILTER + ISOLATION VALVE + PRESSURE SWITCH						00092330		FESTO		03		
X-PE		COPPER BAR THREADED HOLES, FOR DISTRIBUTOR SECTION 15x4						00111029		LEGRAND				